



GCE AS/A LEVEL

2300U20-1

THURSDAY, 23 MAY 2024 – AFTERNOON

MATHEMATICS – AS unit 2

PURE MATHEMATICS A

**1 hour 45 minutes plus your additional
time allowance**

Surname _____

First name(s) _____

Centre Number _____

Candidate Number 2 _____

For Examiner's use only

Question	Maximum Mark	Mark Awarded
1	3	
2	10	
3	8	
4	11	
5	8	
6	4	
7	4	
8	7	
9	9	
10	11	
Total	75	

ADDITIONAL MATERIALS

In addition to this examination paper, you will need:

- **a Formula Booklet;**
- **a calculator.**
- **statistical tables (RND/WJEC Publications).**

INSTRUCTIONS TO CANDIDATES

Use black ink, black ball-point pen or your usual method.

You may use a pencil for graphs and diagrams only.

Write your name, centre number and candidate number in the spaces provided on the front cover.

(Turn over)

3

Answer ALL questions.

Take g as 9.8 ms^{-2}

Write your answers in the spaces provided in this booklet. If you run out of space, use the additional page(s) at the back of the booklet, taking care to number the question(s) correctly.

INFORMATION FOR CANDIDATES

The maximum mark for this paper is 75.

The number of marks is given in brackets at the end of each question or part-question.

Sufficient working must be shown to demonstrate the MATHEMATICAL method employed.

(Turn over)

4

Answers without working may not gain full credit.

Unless the degree of accuracy is stated in the question, answers should be rounded appropriately.

You are reminded of the necessity for good English and orderly presentation in your answers.

(Turn over)

REMINDER: Sufficient working must be shown to demonstrate the MATHEMATICAL method employed.

SECTION A: STATISTICS

- 1. An exercise gym opens at 6:00 a.m. every day. The manager decides to use a questionnaire to gather the opinions of the gym members. The first 30 members arriving at the gym on a particular morning are asked to complete the questionnaire.**
- (a) What is the intended population in this context? [1 mark]**

(Turn over)

6

(Turn over)

1 (b) What type of sampling is this?

[1 mark]

(Turn over)

1 (c) How could the sampling process be improved? [1 mark]

(Turn over)

2. A baker sells 3 · 5 birthday cakes per hour on average.

(a) State, in context, TWO assumptions you would have to make in order to model the number of birthday cakes sold using a Poisson distribution.

[1 mark]

(Turn over)

2 (b) Using a Poisson distribution and showing your calculation, find the probability that exactly 2 birthday cakes are sold in a randomly selected 1-hour period. [2 marks]

(Turn over)

2 (c) Calculate the probability that, during a randomly selected 3-hour period, the baker sells more than 10 birthday cakes. [3 marks]

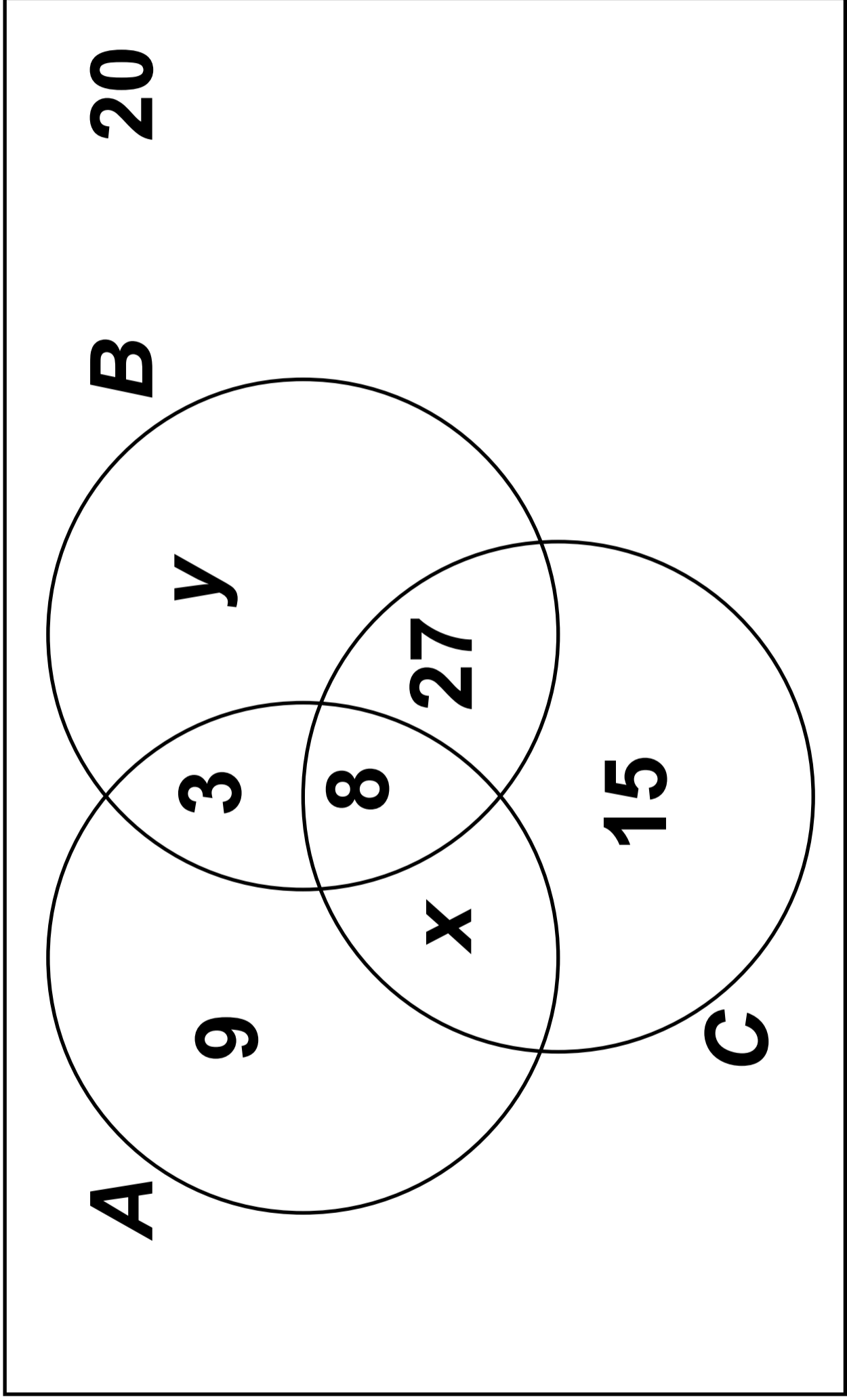
(Turn over)

2 (d) The baker sells a birthday cake at 9:30 a.m. Calculate the probability that the baker will sell the next birthday cake before 10:00 a.m.

[3 marks]

(Turn over)

2 (e) Select one of the assumptions in part (a) and comment on its reasonableness. [1 mark]



3. The Venn diagram opposite shows the participation of **100** students in three activities, **A**, **B**, and **C**, which represent athletics, baseball and climbing respectively.

For these **100** students, participation in athletics and participation in climbing are independent events.

(a) Show that $x = 10$ and find the value of y [5 marks]

19

(Turn over)

3 (b) Two students are selected at random, one after the other without replacement. Find the probability that the first student does athletics and the second student does only climbing. [3 marks]

**4. A company produces sweets of varying colours. The company claims that the proportion of blue sweets is 13.6%
A consumer believes that the true proportion is less than this. In order to test this belief, the consumer collects a random sample of **80** sweets.**

(a) State suitable hypotheses for the test. [1 mark]

4 (b) (i)

Determine the critical region if the test is to be carried out at a significance level as close as possible to, but not exceeding, 5%

(ii) Given that there are 6 blue sweets in the sample of 80, complete the significance test. [5 marks]

(Turn over)

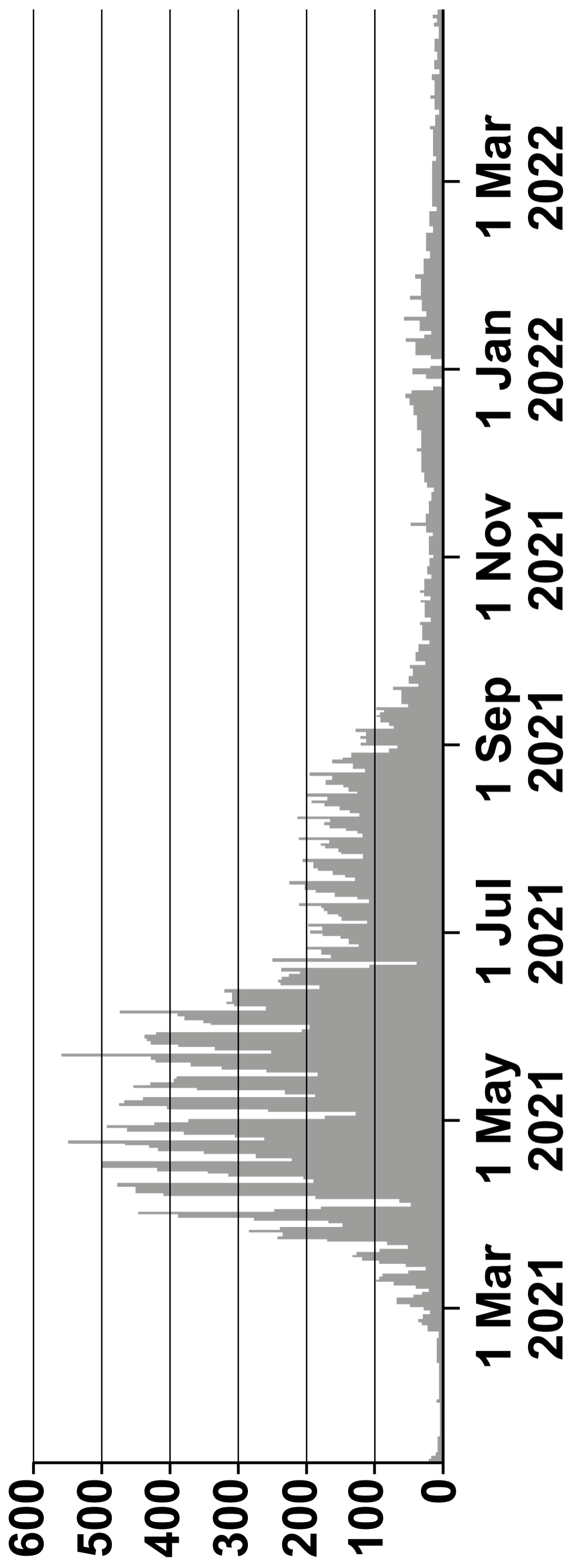
4 (c) Suppose the proportion of blue sweets claimed by the company is correct. The consumer conducts the sampling and testing process on a further 20 occasions, using the sample size of 80 each time. What is the expected number of these occasions on which the consumer would reach the incorrect conclusion? [2 marks]

**4 (d) Now suppose that the proportion of blue sweets is 7%
Find the probability of a Type II error.
Interpret your answer in context.
[3 marks]**

(Turn over)

(Turn over)

Number of people (1000s) who received 2nd dose vaccinations daily in the UK, by report date



5. In March 2020, the coronavirus pandemic caused major disruption to the lives of individuals across the world. A newspaper published the graph opposite page 33 from the gov.uk website, along with an article which included the following excerpt.

“The daily number of vaccines administered continues to fall. In order to get control of the virus, we need the number of people receiving a second dose of the vaccine to keep rocketing. The fear is it will start to drop off soon, which will leave many people still unprotected.”

(Turn over)

5 (a) By referring to the graph opposite, explain how the quote could be misleading. [1 mark]

Daily number of 2nd dose vaccines (1000s)	Midpoint x	Frequency f	Percentage
$0 \leq v < 100$	50	2	3.3
$100 \leq v < 200$	150	8	13.1
$200 \leq v < 300$	250	10	16.4
$300 \leq v < 400$	350	13	21.3
$400 \leq v < 500$	450	26	42.6
$500 \leq v < 600$	550	2	3.3
Total		61	100

The daily numbers of second dose vaccines, in thousands, over the period April 1st 2021 to May 31st 2021 are shown in the table opposite.

5 (b) (i)

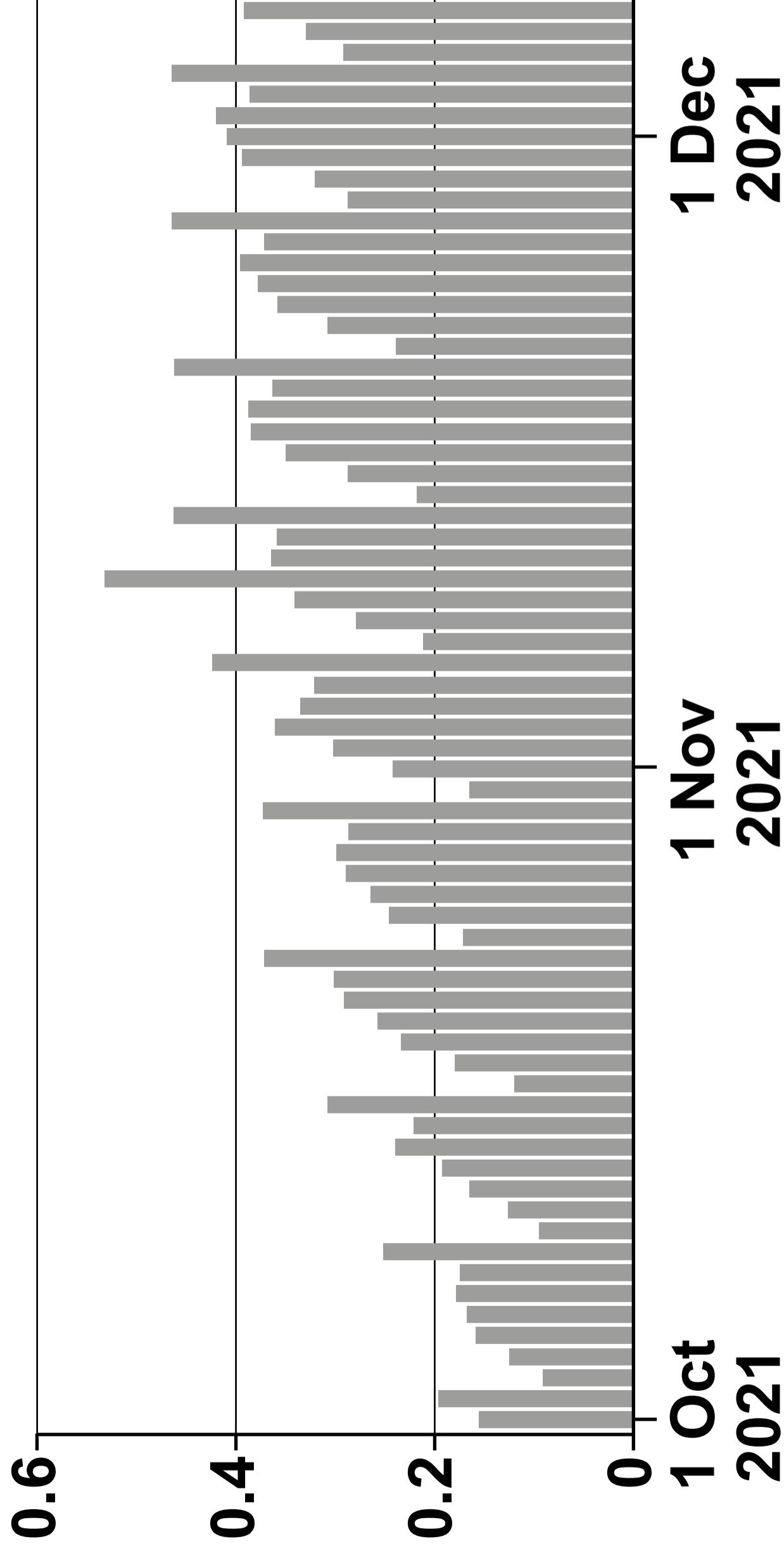
Calculate estimates of the mean and standard deviation for the daily number of second dose vaccines given over this period.

You may use $\sum x^2 f = 8\,272\,500$
[4 marks]

(ii) Comment on the skewness of these data. [1 mark]

(Turn over)

Number of people (millions) who received 3rd dose vaccinations daily in the UK, by report date



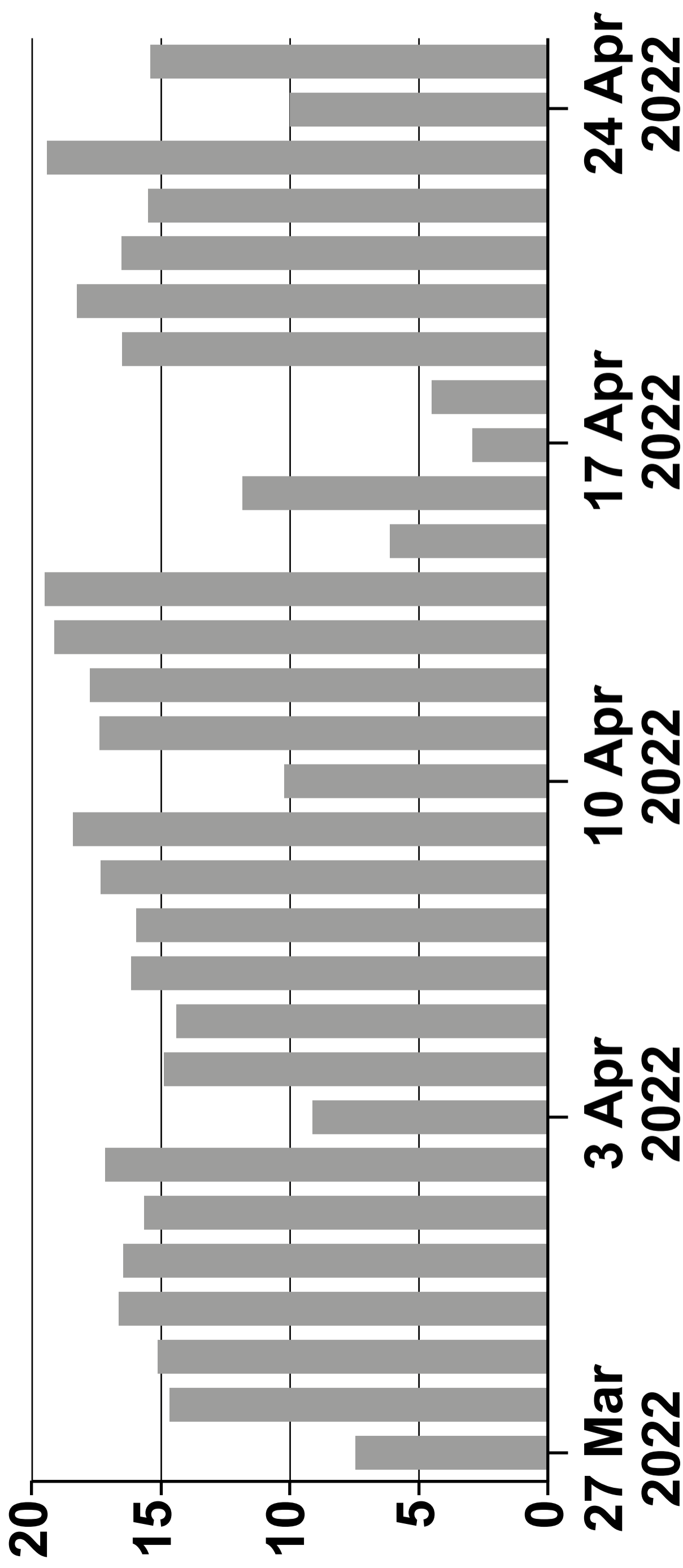
A second graph in the article shows the number of people receiving a third dose of the vaccine. This graph has a repeated pattern of rising then falling. An extract is shown opposite.

5 (c) Give a possible reason for the pattern observed in this graph.

[1 mark]

(Turn over)

Number of people (1000s) who received 3rd dose vaccinations daily in the UK, by report date



Another extract (opposite page) shows the number of people who received the third dose of the vaccine between 27th March 2022 and 25th April 2022.

5 (d) State, with a reason, whether or not you think the data for April 15th to April 18th are incorrect. [1 mark]


(Turn over)

SECTION B: MECHANICS

6. A ship **S** is moving with constant velocity $(4\mathbf{i} - 7\mathbf{j})\text{ms}^{-1}$ where \mathbf{i} and \mathbf{j} are unit vectors due east and due north respectively.

Find the speed and direction of **S**, giving the direction as a three-figure bearing, correct to the nearest degree. **[4 marks]**

(Turn over)



7. The diagram opposite shows a forklift truck being used to raise two boxes, P and Q , vertically. Box Q rests on horizontal forks and box P rests on top of box Q .
Box P has mass 25 kg and box Q has mass 55 kg

(a) When the boxes are moving upwards with uniform acceleration, the reaction of the horizontal forks on box Q is 820 N .
Calculate the magnitude of the acceleration. [3 marks]

(Turn over)

7 (b) Calculate the reaction of box Q on box P when they are moving vertically upwards with constant speed. [1 mark]

8. A particle of mass **4 kg** moves in a straight line under the action of a single force $F\text{ N}$ whose magnitude at time t seconds is given by

$$F = 12\sqrt{t} - 32 \quad \text{for} \quad t \geq 0$$

- (a) Find the acceleration of the particle when $t = 9$ [2 marks]

(Turn over)


8 (b) Given that the particle has velocity -1 ms^{-1} when $t = 4$

find an expression for the velocity of the particle at $t \text{ s}$ [3 marks]

(Turn over)

8 (c) Determine whether the speed of the particle is increasing or decreasing when $t = 9$ [2 marks]

(Turn over)



9. The diagram opposite shows an object **A**, of mass $2m$ kg, lying on a horizontal table. It is connected to another object **B**, of mass m kg, by a light inextensible string, which passes over a smooth pulley **P**, fixed at the edge of the table. Initially, object **A** is held at rest so that object **B** hangs freely with the string taut.

Object **A** is then released.

- 9 (a) When object ***B*** has moved downwards a vertical distance of 0.4 m , its speed is 1.2 ms^{-1}
- Use a formula for motion in a straight line with constant acceleration to show that the magnitude of the acceleration of ***B*** is 1.8 ms^{-2} [2 marks]

(Turn over)

9 (b) During the motion, object A experiences a constant resistive force of 22 N

Find the value of m and hence determine the tension in the string.

[6 marks]

(Turn over)

(Turn over)

9 (c) What assumption did the word 'inextensible' in the description of the string enable you to make in your solution? [1 mark]



10. A car, starting from rest at a point **A**, travels along a straight horizontal road towards a point **B**. The distance between points **A** and **B** is **1.9 km**. Initially, the car accelerates uniformly for **12** seconds until it reaches a speed of **26 ms^{-1}** . The car continues at **26 ms^{-1}** for **1** minute, before decelerating at a constant rate of **0.75 ms^{-2}** until it passes the point **B**.

(Turn over)

10 (a)

Show that the car travels **156 m**
while it is accelerating. [2 marks]

(Turn over)

65

(Turn over)

10 (b) (i)

Work out the distance travelled by the car while travelling at a constant speed. [1 mark]

(ii) Hence calculate the length of time for which the car is decelerating until it passes the point *B* [5 marks]

(Turn over)

10 (c)

**Sketch a displacement-time graph
for the motion of the car between *A*
and *B* [3 marks]**

Question number	Additional page, if required. Write the question number(s) in the left-hand margin.
	<hr/> <hr/> <hr/> <hr/> <hr/> <hr/> <hr/> <hr/> <hr/> <hr/> <hr/> <hr/> <hr/> <hr/> <hr/> <hr/> <hr/> <hr/> <hr/> <hr/> <hr/> <hr/> <hr/> <hr/> <hr/> <hr/>

Question number	Additional page, if required. Write the question number(s) in the left-hand margin.
	<hr/> <hr/> <hr/> <hr/> <hr/> <hr/> <hr/> <hr/> <hr/> <hr/> <hr/> <hr/> <hr/> <hr/> <hr/> <hr/> <hr/> <hr/> <hr/> <hr/> <hr/> <hr/> <hr/> <hr/> <hr/> <hr/> <hr/> <hr/>

Question number	Additional page, if required. Write the question number(s) in the left-hand margin.
	<hr/> <hr/> <hr/> <hr/> <hr/> <hr/> <hr/> <hr/> <hr/> <hr/> <hr/> <hr/> <hr/> <hr/> <hr/> <hr/> <hr/> <hr/> <hr/> <hr/> <hr/> <hr/> <hr/> <hr/>

