



GCSE

MONDAY, 8 JANUARY – FRIDAY, 9 FEBRUARY 2024

**APPLIED SCIENCE (Double Award) –
Unit 5 (3445U50)**

PRACTICAL ASSESSMENT

INVESTIGATING EXOTHERMIC REACTIONS

SECTION A

1 hour, plus your additional time allowance

Surname _____

First name(s) _____

Centre Number _____

Candidate Number 0 _____

ADDITIONAL MATERIALS

A calculator.

INSTRUCTIONS TO CANDIDATES

Use black ink, black ball-point pen or your usual method.

Write your name, centre number and candidate number in the spaces provided on the front cover.

Answer ALL questions.

Write your answers in the spaces provided in this booklet. If you run out of space, use the additional pages at the back of the booklet, taking care to number the question(s) correctly.

INFORMATION FOR CANDIDATES

The total number of marks available for this section of the task is 6.

The number of marks is given in brackets at the end of each question or part-question.

This task is in 2 sections, **A and **B**. You will complete Section **A** in one lesson and Section **B** in the next science lesson.**

(Turn over)

For Examiner's use only		
	Maximum Mark	Mark Awarded
Section A	6	

Introduction

Your task is to investigate the temperature change during the reaction between zinc and copper(II) sulfate solution.

Apparatus Required

The following apparatus is required for each group: (each group should consist of no more than three candidates).

eye protection

1 × polystyrene cup

1 × 100 cm³ measuring cylinder

1 × 250 cm³ beaker

1 × 250 cm³ beaker containing approximately 60 cm³ of 0.5 mol/dm³ copper(II) sulfate solution

2 × pre-weighed sample of zinc powder (2.5 g in each sample)

1 × thermometer

1 × stopwatch

ACCESS TO:

waste bowl

CLEAPSS student safety sheet: 40 – Copper and its compounds. This is provided on pages 9–14 of this examination paper.

READ THE METHOD AND ANSWER QUESTIONS

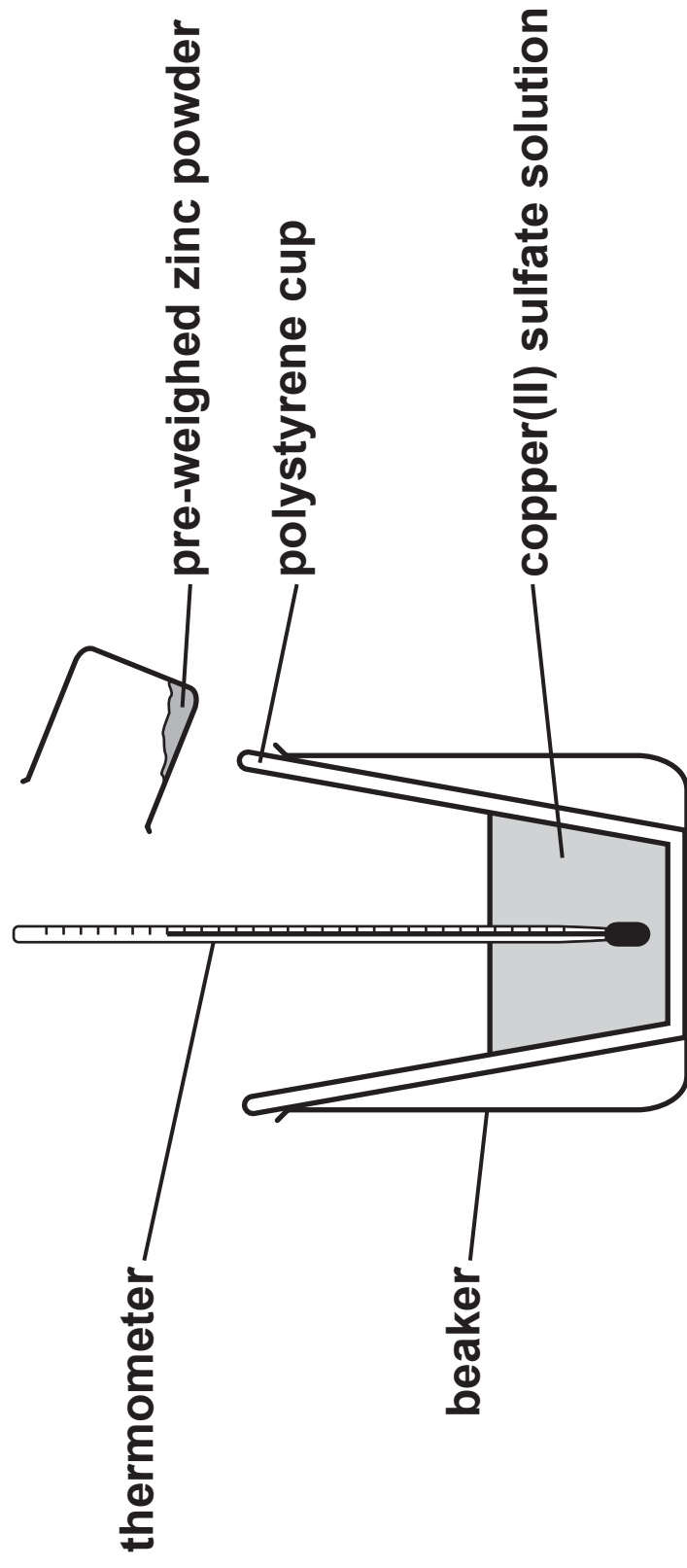
1.(a) AND 1.(b) BEFORE CARRYING OUT THE EXPERIMENT AND RECORDING YOUR RESULTS.

(Turn over)

THIS IS A BLANK PAGE

TURN OVER

Diagram



Method

1. **Wear eye protection.**
2. **Measure 25 cm³ of 0.5 mol / dm³ copper(II) sulfate solution using the measuring cylinder.**
3. **Place the polystyrene cup in the beaker for stability.**
4. **Pour the copper(II) sulfate solution into the polystyrene cup.**
5. **Record the temperature of the copper(II) sulfate solution. This is the start temperature at 0 seconds.**
6. **Add the pre-weighed zinc powder to the polystyrene cup and start the stopwatch.**
7. **Stir the mixture constantly with the thermometer and record the temperature every 30 seconds for three minutes.**
8. **Empty the contents of the polystyrene cup into the waste bowl and rinse with cold water.**
9. **Repeat steps 2–8 one more time to get a total of two sets of results.**

(Turn over)

SECTION A

Answer ALL questions.

1 (a) State a hypothesis for this experiment.
[1 mark]

(Turn over)

THIS IS A BLANK PAGE

TURN OVER

HAZARD	RISK	CONTROL MEASURE
DILUTE COPPER(II) SULFATE SOLUTION IS AN IRRITANT		

- 1 (b) Complete the risk assessment on the opposite page for this experiment. [1 mark]**

You may use the student safety sheet on pages 9–14 of this examination paper.

YOU MAY RECORD RAW RESULTS IN THE SPACE BELOW.

1 (c) Present your results in a table. Include all of your results. [4 marks]

6

END OF PAPER

(Turn over)

CLEAPSS


Student safety sheets

40



Copper and its compounds
including **COPPER OXIDES, CARBONATE,**
SULFATE, CHLORIDE, NITRATE




KEY: ENVIR. = ENVIRONMENT

Substance	Copper (metal)
Hazard	Currently not classified as hazardous
Comment	Sharp edges can present a risk of cuts. Granulated copper may be classified by some suppliers as toxic to aquatic life with long lasting effects.



Substance	Copper(I) oxides (Cuprous oxides) Copper(II) oxides (Cupric oxides)
Hazard	 <p>CORROSIVE * IRRITANT ENVIR.</p>
Comment	DANGER. Copper(I) oxide: *causes serious eye damage; skin irritant; harmful if swallowed/inhaled; toxic to aquatic life. WARNING. Copper(II) oxide: causes serious eye irritation; skin irritant; harmful if swallowed/inhaled; toxic to aquatic life.



(Turn over)


Substance	Copper(II) carbonate hydroxide (Basic copper carbonate, malachite)
Hazard	  IRRITANT ENVIRONMENT
Comment	WARNING. Copper(II) carbonate hydroxide: causes serious eye irritation; skin irritant; harmful if swallowed/inhaled, toxic to aquatic life. Also known as malachite.

Substance	Copper(II) sulfate Copper(II) nitrate Solids and concentrated solutions
Hazard	   CORROSIVE IRRITANT ENVIR.*
Comment	DANGER. Solids and solutions ($\geq 1.0 \text{ mol/dm}^3$ SULFATE, $\geq 1.3 \text{ mol/dm}^3$ NITRATE): cause serious eye damage; skin irritant; harmful if swallowed (especially saturated solutions for crystal-growing). *Solid only: very toxic to aquatic life. Water added to anhydrous solid copper(II) sulfate(VI) produces heat.

(Turn over)

Substance	Copper(II) sulfate Copper(II) nitrate Dilute solutions
Hazard	<div style="display: flex; justify-content: space-around; align-items: center;"> <div style="text-align: center;">  <p>CORROSIVE</p> </div> <div style="text-align: center;">  <p>IRRITANT</p> </div> </div>
Comment	<p>DANGER. SULFATE ($< 1.0 \text{ mol/dm}^3$ and $\geq 0.2 \text{ mol/dm}^3$) and NITRATE ($< 1.3 \text{ mol/dm}^3$ and $\geq 0.2 \text{ mol/dm}^3$): skin irritant; cause serious eye damage.</p> <p>WARNING. SULFATE ($< 0.2 \text{ mol/dm}^3$ and $\geq 0.02 \text{ mol/dm}^3$) and NITRATE ($< 0.15 \text{ mol/dm}^3$ and $\geq 0.05 \text{ mol/dm}^3$): skin and eye irritant.</p> <p>Currently not classified as hazardous. SULFATE ($< 0.02 \text{ mol/dm}^3$) and NITRATE ($< 0.05 \text{ mol/dm}^3$). Benedict's solution and Fehling's solution both contain dilute copper(II) sulfate but Fehling's solution has other hazards.</p>

Substance	Copper(II) chloride Solid
Hazard	  IRRITANT ENVIRONMENT
Comment	WARNING. eye and skin irritant; harmful if swallowed; toxic to aquatic life.

Substance	Copper(II) chloride Solutions (if 0.8 mol/dm^3 or more)
Hazard	 IRRITANT
Comment	WARNING. Eye and skin; harmful if swallowed ($\geq 1.8 \text{ mol/dm}^3$).

Substance	Copper(II) chloride Solution (if less than 0.8 mol/dm^3)
Hazard	Currently not classified as hazardous
Comment	

Typical control measures to reduce risk

- **Wear eye protection.**
- **Use the lowest concentration possible.**
- **Avoid raising dust, e.g. by dampening powders.**
- **Take care if evaporating solutions to dryness.**

Assessing the risks

- **What are the details of the activity to be undertaken? What are the hazards?**
- **What is the chance of something going wrong?**
e.g. Solutions spurting out of test tubes when heated or solutions decomposing to toxic products when heated to dryness.
- **How serious would it be if something did go wrong?**
e.g. Are there hazardous reaction products (such as chlorine from the electrolysis of copper chloride)?
- **How can the risk(s) be controlled for this activity?**
e.g. Can it be done safely? Does the procedure need to be altered? Should goggles or safety spectacles be worn?

Emergency action

In all emergency situations, alert the responsible adult immediately. Be aware that actions may include the following:

- **IN THE EYE**
Irrigate the eye with gently-running tap water for at least 20 minutes. Call 999/111.
- **IN THE MOUTH/SWALLOWED**
Do no more than rinse and spit with drinking water. Do NOT induce vomiting. Call 999/111.
- **DUST BREATHED IN**
Remove the casualty to fresh air. Consult a medic if breathing is difficult.
- **SPILT ON THE SKIN OR CLOTHING**
Remove contaminated clothing. Irrigate the affected area with gently-running tap water for at least 20 minutes. Call 999/111 as appropriate. Rinse clothing.
- **SPILT ON THE FLOOR, BENCH, ETC**
Scoop up solid (take care not to raise dust). Wipe up small solution spills or any traces of solid with cloth; for larger spills use mineral absorbent (e.g. cat litter).

Question number	Additional page, if required. Write the question numbers in the left-hand margin.

Question number	Additional page, if required. Write the question numbers in the left-hand margin.

Question number	Additional page, if required. Write the question numbers in the left-hand margin.

Question number	Additional page, if required. Write the question numbers in the left-hand margin.