



Surname _____

Forename(s) _____

Centre Number _____

Candidate Number _____

Candidate Signature _____

I declare this is my own work.

GCSE

COMBINED SCIENCE: TRILOGY

Foundation Tier

Chemistry Paper 2F

8464/C/2F

F

Tuesday 11 June 2024

Morning

Time allowed: 1 hour 15 minutes

At the top of the page, write your surname and forename(s), your centre number, your candidate number and add your signature.

[Turn over]



MATERIALS

For this paper you must have:

- a ruler
- a scientific calculator
- the periodic table (enclosed).

INSTRUCTIONS

- Use black ink or black ball-point pen.
- Pencil should only be used for drawing.
- Answer ALL questions in the spaces provided.
- If you need extra space for your answer(s), use the lined pages at the end of this book. Write the question number against your answer(s).
- Do all rough work in this book. Cross through any work you do not want to be marked.
- In all calculations, show clearly how you work out your answer.



INFORMATION

- **The maximum mark for this paper is 70.**
- **The marks for questions are shown in brackets.**
- **You are expected to use a calculator where appropriate.**
- **You are reminded of the need for good English and clear presentation in your answers.**

DO NOT TURN OVER UNTIL TOLD TO DO SO



0	1
---	---

The Earth's atmosphere has changed during the last 4.6 billion years.

0	1	.	1
---	---	---	---

What is the approximate percentage of nitrogen and of oxygen in the Earth's atmosphere today?

Draw ONE line from each gas to the percentage of that gas.
[2 marks]

GAS

**PERCENTAGE (%)
OF GAS**

Nitrogen

20

40

Oxygen

60

80



01.2

The approximate percentage of carbon dioxide in the Earth's early atmosphere was 95%.

Which are TWO reasons why the percentage of carbon dioxide has DECREASED since the Earth's early atmosphere?
[2 marks]

Tick (✓) TWO boxes.

Combustion of fuels

Deforestation

Dissolving in oceans

Photosynthesis

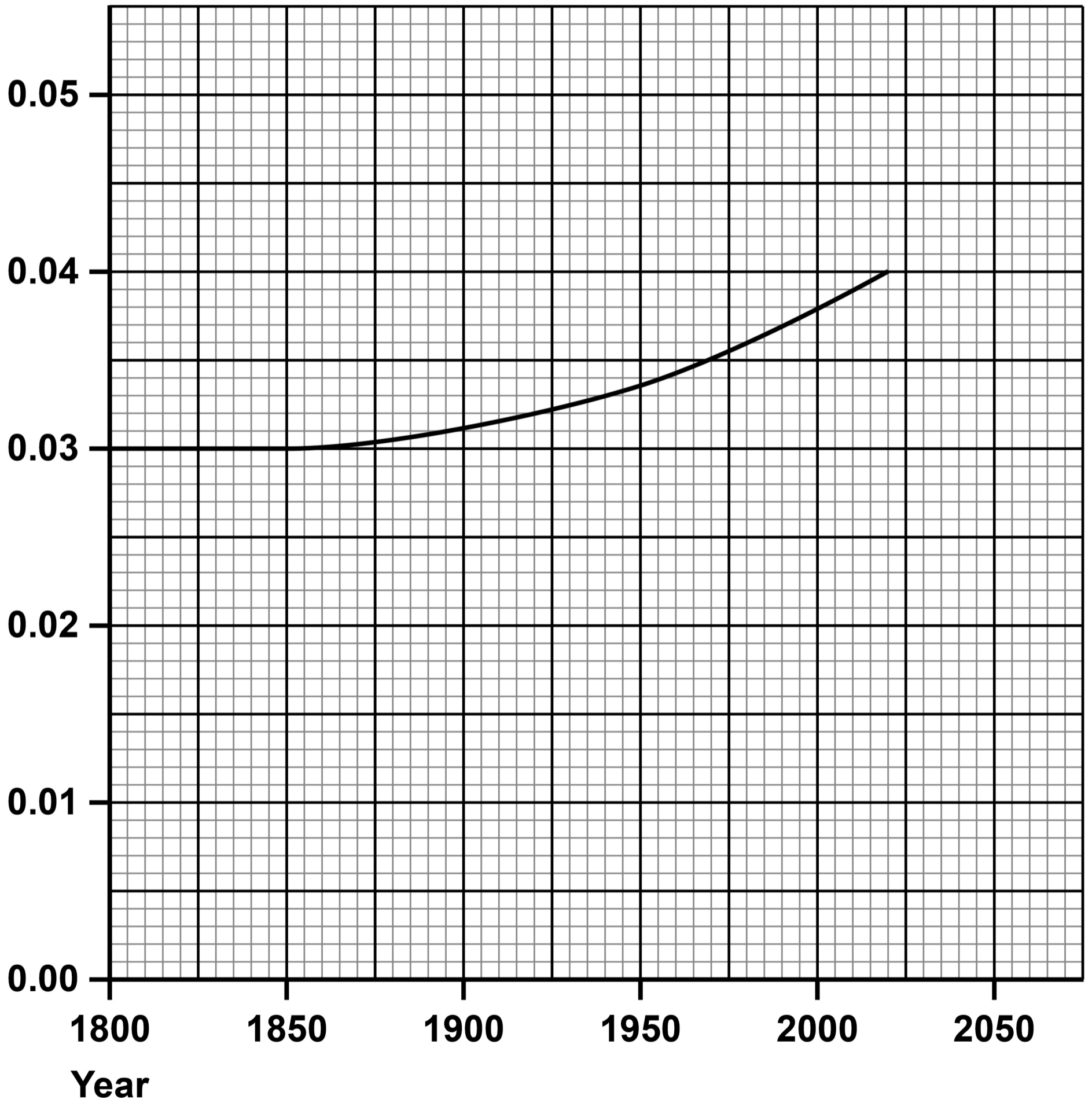
Respiration

[Turn over]



FIGURE 1

**Percentage
(%) of carbon
dioxide in
the Earth's
atmosphere**



[Turn over]



Carbon dioxide is a greenhouse gas.

0 1 . 4

Which of the following is also a greenhouse gas? [1 mark]

Tick (✓) ONE box.

Argon

Methane

Nitrogen

Oxygen



0 1 . 5

Which of the following is an environmental problem caused by greenhouse gases? [1 mark]

Tick (✓) ONE box.

Acid rain

Climate change

Global dimming

[Turn over]



0	1	.	6
---	---	---	---

Calculate the relative formula mass (M_r) of carbon dioxide (CO_2).

Relative atomic masses (A_r): C = 12 O = 16

[2 marks]

Relative formula mass of carbon dioxide =

11



BLANK PAGE

[Turn over]



0 2

Different tests can be used to identify chemicals.

0 2 . 1

A student measured the melting points of four substances.

TABLE 1 shows the results.

TABLE 1

SUBSTANCE	MELTING POINT IN °C
A	52 to 54
B	61
C	-2 to 0
D	80 to 82



Which substance was pure?

Give ONE reason for your answer. [2 marks]

Substance _____

Reason _____

[Turn over]





Anhydrous copper sulfate can be used to test for water.

The word equation for the reaction is:

anhydrous copper sulfate + water \rightleftharpoons hydrated copper sulfate

0 2 . 2

Complete the sentence on the opposite page.

Choose answers from the list. [2 marks]

- **blue**
- **green**
- **red**
- **white**
- **yellow**



When water is added to anhydrous copper sulfate, the colour changes

from _____ to _____.

0 2 . 3

The reaction between anhydrous copper sulfate and water is reversible.

How does the word equation show that the reaction is reversible? [1 mark]

15

[Turn over]

0	2	.	4
---	---	---	---

The formula of anhydrous copper sulfate is CuSO_4

What is the total number of atoms in the formula CuSO_4 ?

[1 mark]

Tick (✓) ONE box.

<input type="checkbox"/>	3
--------------------------	---

<input type="checkbox"/>	4
--------------------------	---

<input type="checkbox"/>	6
--------------------------	---

<input type="checkbox"/>	7
--------------------------	---



0	2	.	5
---	---	---	---

Chlorine is a gas.

Describe the test for chlorine.

Give the result. [2 marks]

Test _____

Result _____

[Turn over]

8



0	3
---	---

Printer ink is a mixture of chemicals.

0	3	.	1
---	---	---	---

What is the name given to a mixture that has been designed as a useful product? [1 mark]

Tick (✓) ONE box.

Formula

Formulation

Fraction



BLANK PAGE

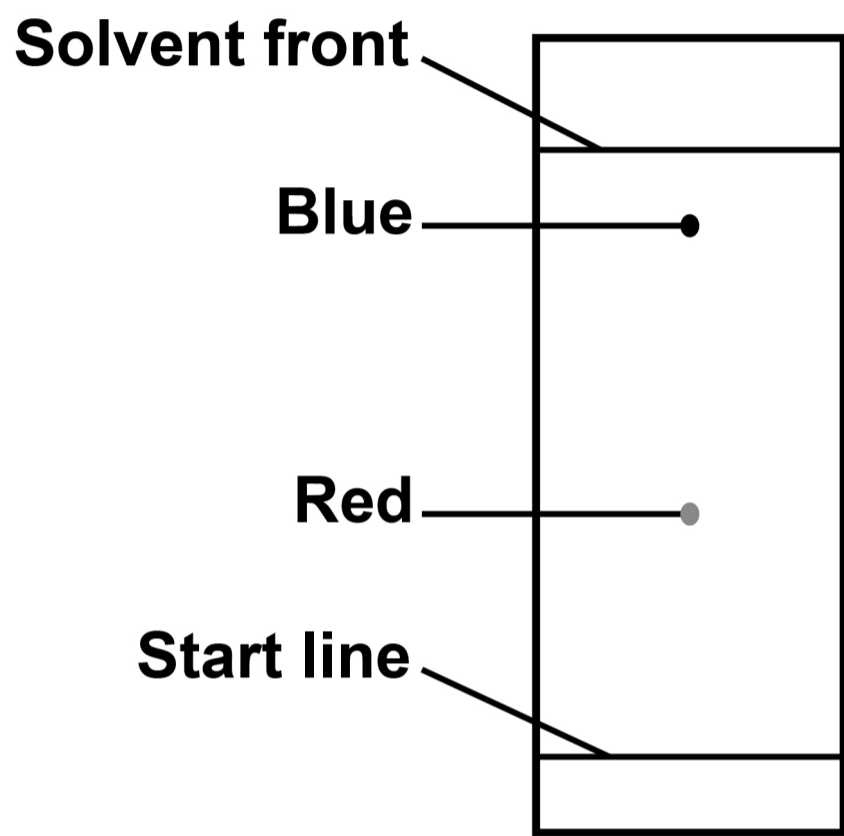
[Turn over]



A student used chromatography to investigate the colours in a printer ink.

FIGURE 2 shows the chromatogram.

FIGURE 2



03.2

The student used a ruler for the start line.

What would the student have used to draw the start line?

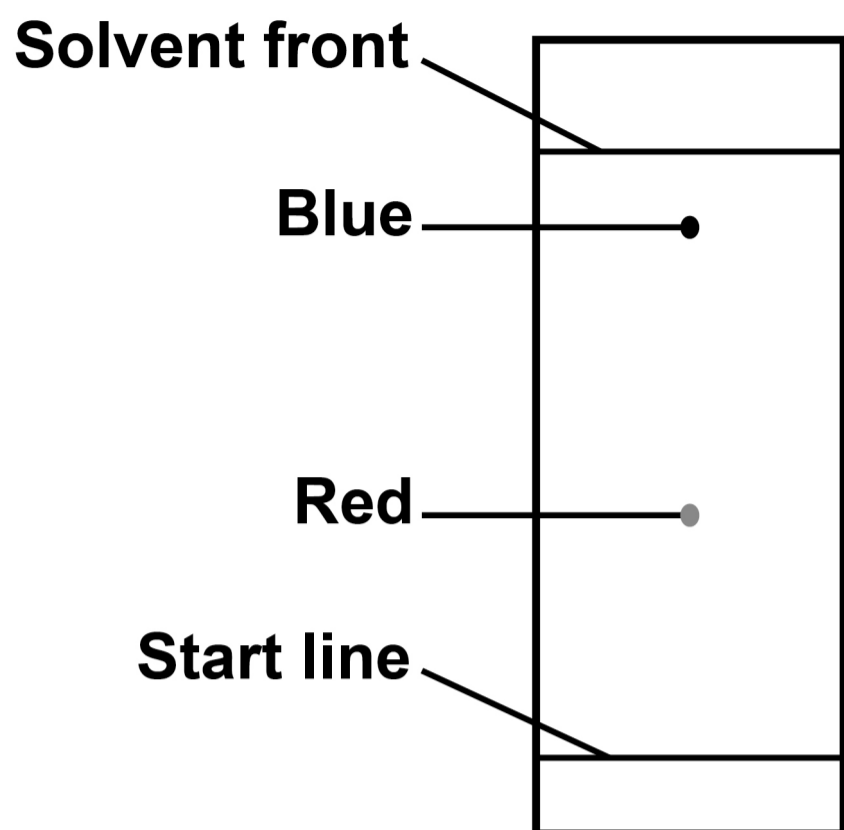
Give ONE reason for your answer. [2 marks]

Reason _____

[Turn over]



REPEAT OF FIGURE 2



0	3	.	3
---	---	---	---

Determine the R_f value of the RED colour.

Use the equation:

$$R_f = \frac{\text{distance moved by colour}}{\text{distance moved by solvent}}$$

[4 marks]



Distance moved by red colour _____

Distance moved by solvent _____

$R_f =$ _____

[Turn over]



03.4

TABLE 2 shows the R_f values of four blue colours.

TABLE 2

BLUE COLOUR	R_f
Cerulean	0.40
Cobalt	0.15
Prussian	0.88
Ultramarine	0.68

The student determined that the R_f value of the blue colour in the printer ink was 0.86

Suggest which blue colour was used in the printer ink.

Give ONE reason for your answer. [2 marks]

Blue colour _____

Reason _____

9



0	4
---	---

Tap water must be safe to drink.

0	4	.	1
---	---	---	---

What name is given to water that is safe to drink? [1 mark]

Tick (✓) ONE box.

Ground water

Potable water

Waste water

[Turn over]



0	4	.	2
---	---	---	---

Water is sterilised to make the water safe to drink.

Which TWO of the following are used to sterilise drinking water? [2 marks]

Tick (✓) TWO boxes.

Carbon dioxide

Electrolysis

Filtration

Ozone

Ultraviolet light

A student investigated the mass of dissolved solids in samples of river water, sea water and tap water.

This is the method used.

- 1. Weigh an evaporating basin.**
- 2. Measure 100 cm³ of river water.**



3. Pour the river water into the evaporating basin.
4. Heat the evaporating basin until all the water has evaporated.
5. Weigh the evaporating basin and dissolved solids.
6. Calculate the mass of dissolved solids in the water.
7. Repeat steps 1 to 6 with sea water and then with tap water.

0 4 . 3

Which is the most suitable equipment to measure 100 cm³ of water? [1 mark]

Tick (✓) ONE box.

Beaker

Conical flask

Measuring cylinder

[Turn over]



04.4

TABLE 3 shows the results.

TABLE 3

TYPE OF WATER	MASS IN GRAMS		
	Evaporating basin	Evaporating basin and dissolved solids	Dissolved solids
River	112.1	113.1	1.0
Sea	110.5	114.0	X
Tap	115.3	115.4	0.1

Calculate value X in TABLE 3. [1 mark]

X = _____ g



0 4 . 5

Identify the variables used in the investigation.

Draw ONE line from each variable to the example of the variable. [2 marks]

VARIABLE**EXAMPLE OF VARIABLE****Control****Dependent****Mass of dissolved solids****Mass of evaporating basin****Room temperature****Type of water****Volume of water****[Turn over]**

TABLE 4 shows the mass of different types of ions dissolved in 1 dm³ of sea water.

TABLE 4

TYPE OF ION	MASS OF TYPE OF ION DISSOLVED IN 1 dm ³ OF SEA WATER IN GRAMS
Calcium	0.4
Magnesium	1.3
Sulfate	2.7

0 4 . 6

Complete FIGURE 3 on the opposite page.

You should:

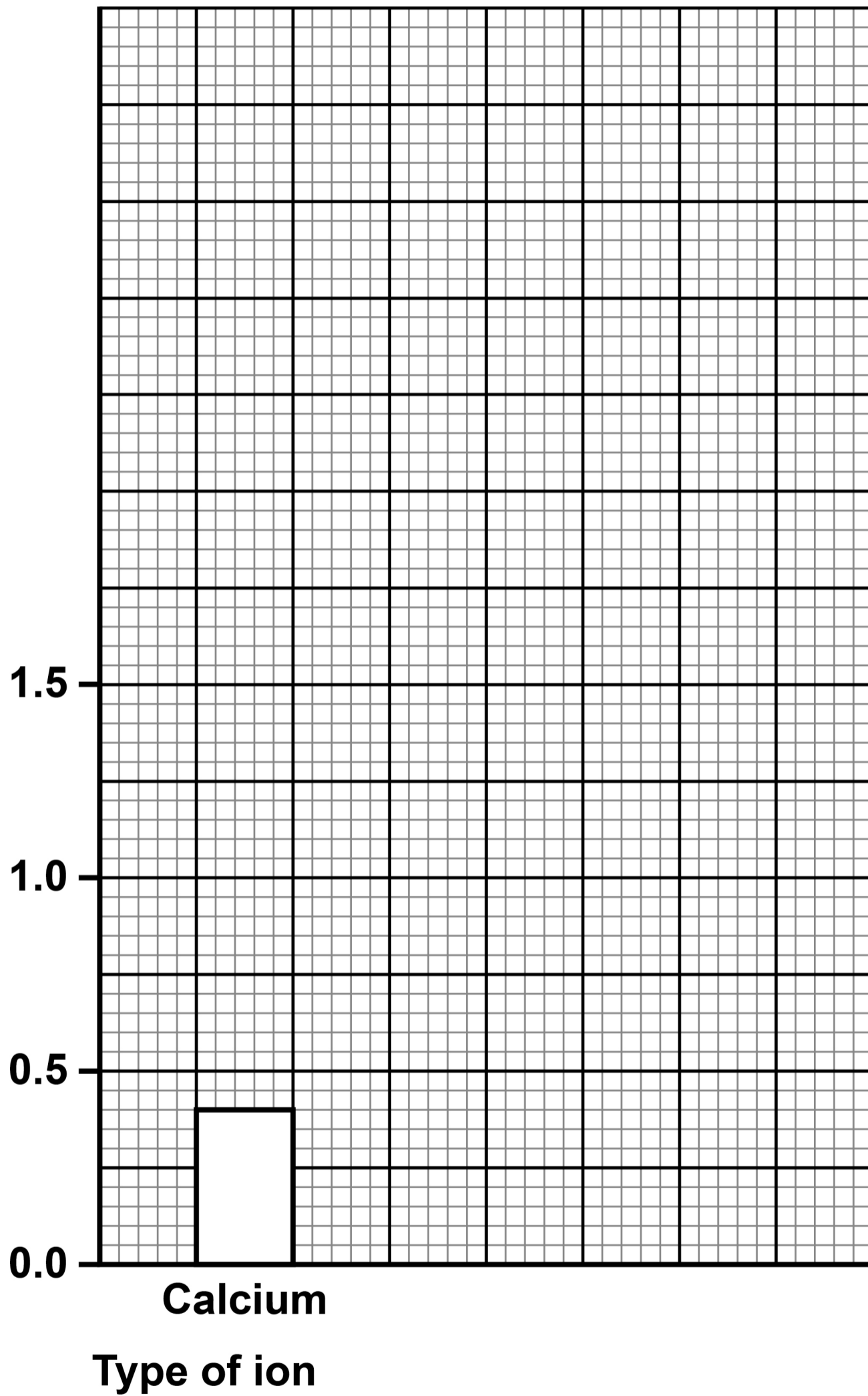
- complete the scale for the y-axis
- plot the data from TABLE 4 as a bar chart.

[3 marks]



FIGURE 3

Mass of ion dissolved
in 1 dm³ of
sea water in grams



[Turn over]

10



0	5
---	---

Life cycle assessments (LCAs) are used to assess the environmental impact of different products.

0	5	.	1
---	---	---	---

212 million kilograms of aluminium is used for packaging in the UK each year.

68.0% of aluminium packaging is recycled.

Calculate the mass of aluminium packaging that is recycled in the UK each year. [2 marks]

Mass of aluminium recycled =

_____ million kg



BLANK PAGE

[Turn over]



0 5 . 2**Drinks cans are made from aluminium.****An image shows a collection of open aluminium drinks cans.**

05.3

TABLE 5 shows three methods used to dispose of wood and steel after use.

TABLE 5

PERCENTAGE (%) OF MATERIAL DISPOSED OF BY EACH METHOD			
	AS WASTE	RECYCLED	BURNT
WOOD	58	36	6
STEEL	15	85	0

Evaluate the sustainability of the disposal of wood and steel.
[4 marks]



[Turn over]

10



0	6
---	---

Alkanes and alkenes are hydrocarbons.

0	6	.	1
---	---	---	---

Define the term 'hydrocarbon'. [1 mark]

0	6	.	2
---	---	---	---

The general formula for alkanes is C_nH_{2n+2}

Determine the formula of the alkane with 10 carbon atoms.
[1 mark]

Formula = _____



BLANK PAGE

[Turn over]

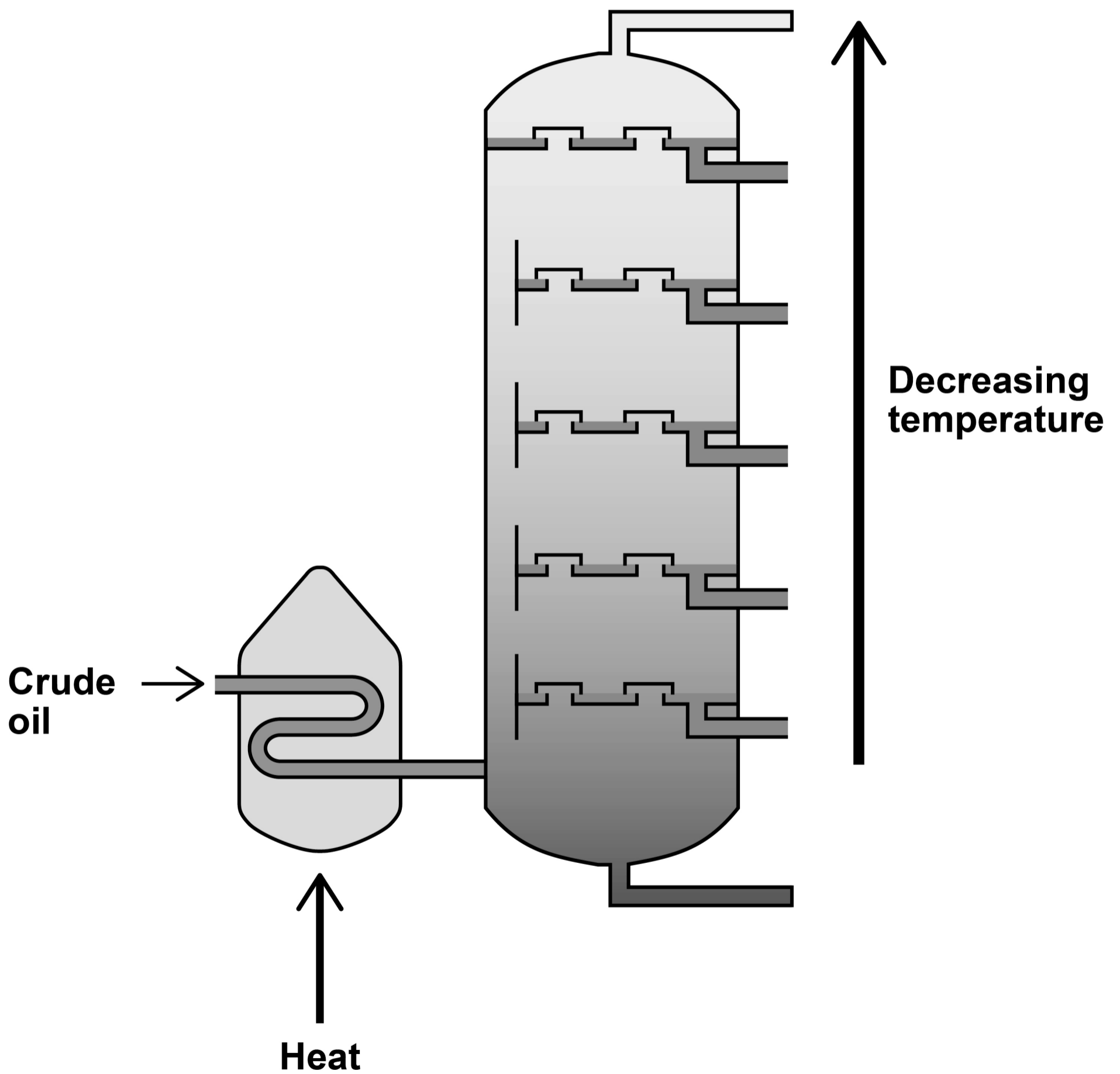


06.3

Crude oil is a mixture of hydrocarbons.

FIGURE 4 represents industrial equipment used to separate crude oil into fractions.

FIGURE 4



0	6	.	4
---	---	---	---

The alkane molecule $C_{14}H_{30}$ can be cracked to produce smaller molecules.

Balance the equation for the reaction. [1 mark]



Propene (C_3H_6) is an alkene.

0	6	.	5
---	---	---	---

Describe the test for alkenes.

Give the result. [2 marks]

Test _____

Result _____

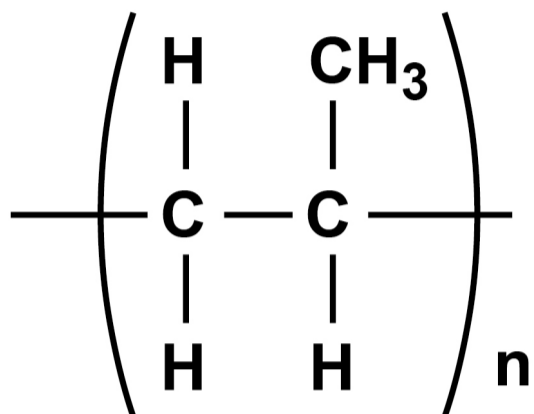


0	6	.	6
---	---	---	---

Poly(propene) is made from propene.

FIGURE 5 represents the repeating unit of poly(propene).

FIGURE 5



What type of substance is poly(propene)? [1 mark]

[Turn over]

10



07

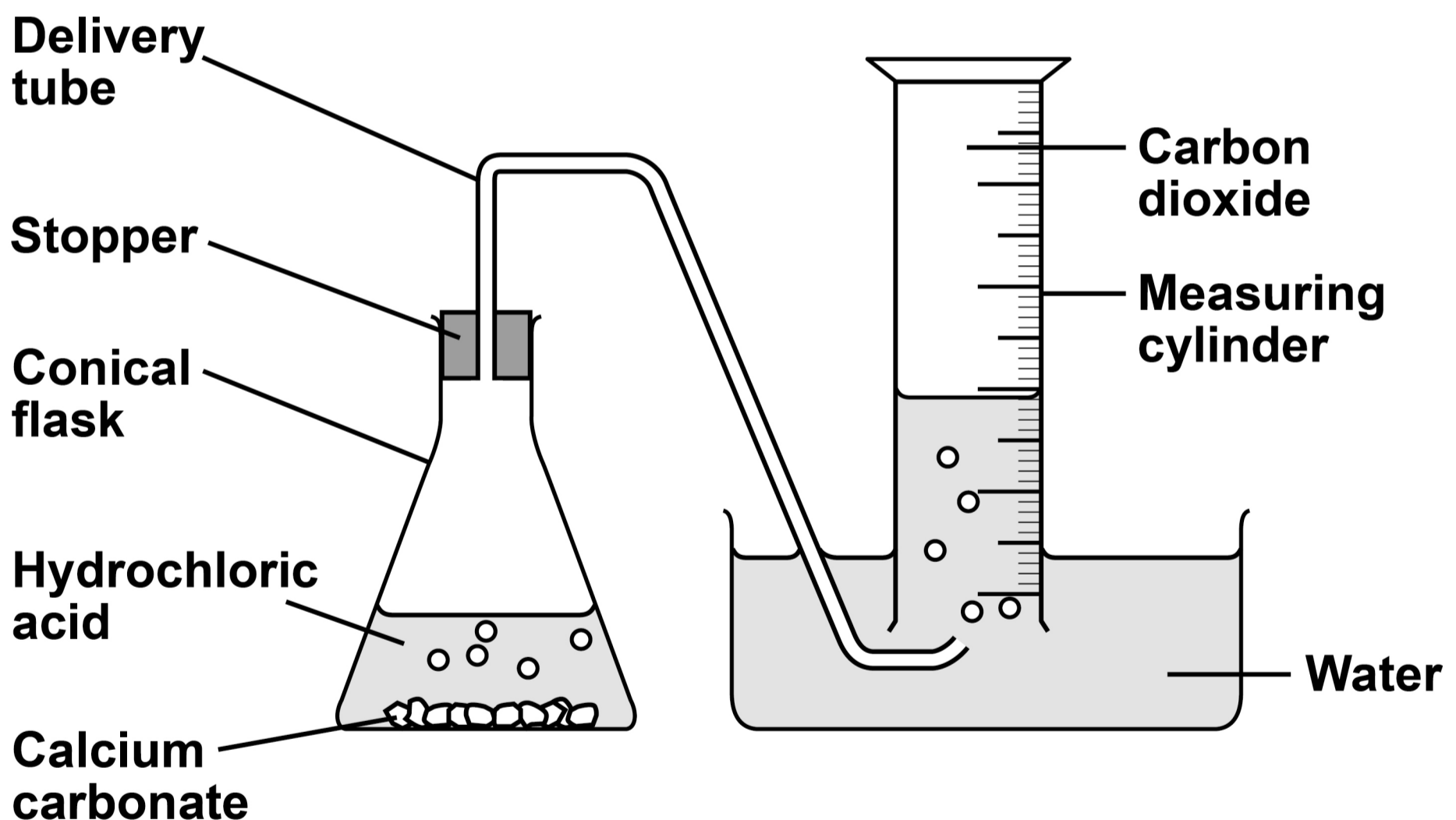
Some factors affect the rates of chemical reactions.

07.1

A student investigated the effect of changing the particle size of calcium carbonate on the rate of reaction with hydrochloric acid.

FIGURE 6 shows the apparatus.

FIGURE 6



07.2

The student investigated the effect of increasing the temperature on the rate of a reaction.

Explain the effect of increasing the temperature on the rate of a reaction.

**Refer to particles and collisions in your answer.
[3 marks]**



[Turn over]



Catalysts affect the rate of reactions.

07.3

What is meant by a 'catalyst'? [2 marks]

07.4

What are catalysts in biological systems called? [1 mark]

END OF QUESTIONS

12



BLANK PAGE

For Examiner's Use	
Question	Mark
1	
2	
3	
4	
5	
6	
7	
TOTAL	

Copyright information

For confidentiality purposes, all acknowledgements of third-party copyright material are published in a separate booklet. This booklet is published after each live examination series and is available for free download from www.aqa.org.uk.

Permission to reproduce all copyright material has been applied for. In some cases, efforts to contact copyright-holders may have been unsuccessful and AQA will be happy to rectify any omissions of acknowledgements. If you have any queries please contact the Copyright Team.

Copyright © 2024 AQA and its licensors. All rights reserved.

WP/M/CH/Jun24/8464/C/2F/G4005/V4



5 2



2 4 6 G 8 4 6 4 / C / 2 F