



Surname _____

Forename(s) _____

Centre Number _____

Candidate Number _____

Candidate Signature _____

I declare this is my own work.

GCSE **F**
COMBINED SCIENCE: SYNERGY

Foundation Tier Paper 1 Life and Environmental Sciences

8465/1F

Friday 10 May 2024 Morning

Time allowed: 1 hour 45 minutes

At the top of the page, write your surname and forename(s), your centre number, your candidate number and add your signature.

[Turn over]



MATERIALS

For this paper you must have:

- **a ruler**
- **a protractor**
- **a scientific calculator**
- **the periodic table (enclosed)**
- **the Physics Equations Sheet (enclosed).**



INSTRUCTIONS

- Use black ink or black ball-point pen.
- Pencil should only be used for drawing.
- Answer ALL questions in the spaces provided. Do not write on blank pages.
- If you need extra space for your answer(s), use the lined pages at the end of this book. Write the question number against your answer(s).
- Do all rough work in this book. Cross through any work you do not want to be marked.
- In all calculations, show clearly how you work out your answer.

INFORMATION

- The maximum mark for this paper is 100.
- The marks for questions are shown in brackets.
- You are expected to use a calculator where appropriate.
- You are reminded of the need for good English and clear presentation in your answers.

DO NOT TURN OVER UNTIL TOLD TO DO SO

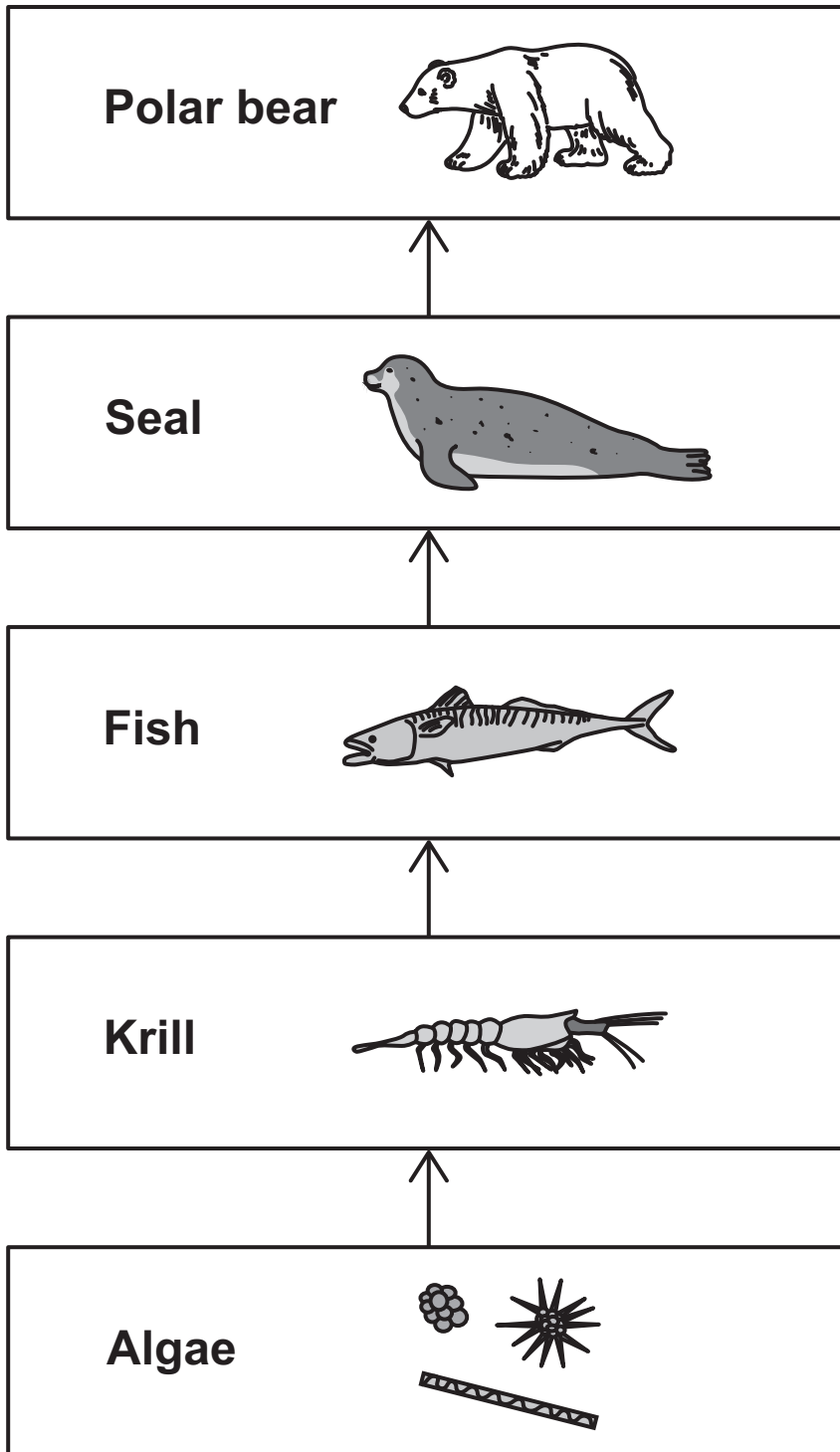


0 1

FIGURE 1 shows a food chain.

FIGURE 1

not to scale



0 1 . 1

Which of the organisms in FIGURE 1 is the primary consumer? [1 mark]

0 1 . 2

Name the predator of the fish in FIGURE 1. [1 mark]

[Turn over]



0 1 . 3

Draw **ONE** line from each term to the definition of the term. [3 marks]

TERM**DEFINITION****Ecosystem****All the living organisms and non-living parts of an environment.****Interdependence****The effect of species on each other.****Population****The limited resources that animals compete for.****The number of individuals of one species in a habitat.**

0	1	.	4
---	---	---	---

Complete the sentence.

Choose the answer from the list. [1 mark]

DECREASE

STAY THE SAME

INCREASE

A decrease in the number of polar bears would cause the number of seals to _____.

0	1	.	5
---	---	---	---

Food chains and food webs can be used to predict the effect of a decreasing number of polar bears.

**Why is a food web more useful than a food chain?
[1 mark]**

Tick (✓) ONE box.

Food webs show where energy is wasted.

Most animals eat more than one type of prey.

Producers are at the start of all food webs.

[Turn over]



0	1	.	6
---	---	---	---

Krill eat algae.

Algae store a mass of 68 arbitrary units of carbon in 1 year.

8% of the carbon stored in algae becomes part of the carbon stored in krill.

Calculate the mass of carbon that becomes stored in krill.

Use the equation:

**mass of carbon stored in krill = mass of carbon stored
in algae $\times \frac{8}{100}$ [2 marks]**

Mass of carbon stored in krill =

_____ **arbitrary units**



0	1	.	7
---	---	---	---

Algae and plants need magnesium ions to grow.

Complete the sentence.

Choose the answer from the list. [1 mark]

CHLOROPHYLL

GLUCOSE

UREA

In algae and plants, magnesium ions become part of

[Turn over]



0	1	.	8
---	---	---	---

The minerals in sea water are one abiotic factor that affects algae.

Which are TWO other ABIOTIC factors that affect algae?
[2 marks]

Tick (✓) TWO boxes.

Food availability

Light intensity

Pathogens

Prey

Temperature

12



BLANK PAGE

[Turn over]



0	2
---	---

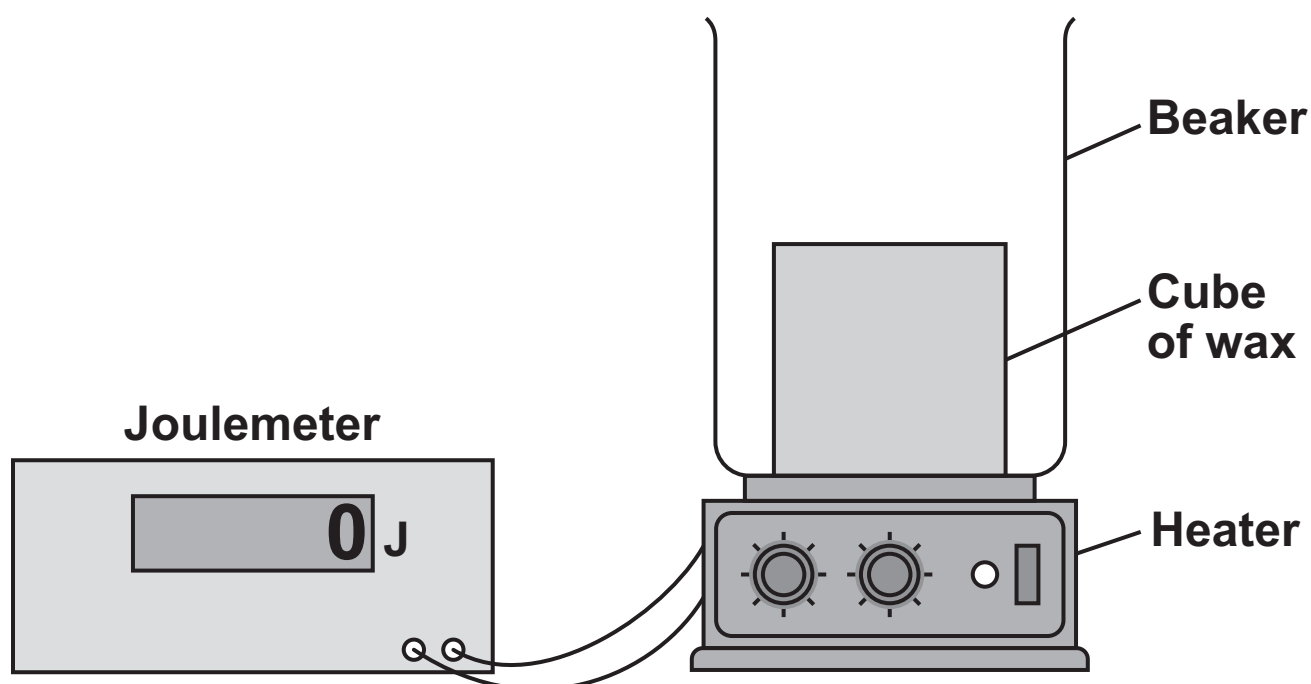
A student investigated the heating of some wax.

This is the method used.

1. Put a cube of wax in a beaker.
2. Place the beaker on a heater connected to a joulemeter.
3. Turn on the heater.
4. When the wax begins to melt, turn on the joulemeter.
5. When all the wax has melted, record the reading shown on the joulemeter.

FIGURE 2 shows the arrangement.

FIGURE 2



0 2 . 1

The mass of the cube of wax was 0.15 kg.

The energy transferred to melt the wax was 31 500 J.

Calculate the specific latent heat of fusion of wax.

Use the equation:

$$\text{specific latent heat} = \frac{\text{energy for a change of state}}{\text{mass}}$$

Choose the unit from the list. [3 marks]

J

J/kg

kg

Specific latent heat of fusion = _____

Unit _____

[Turn over]



0	2	.	2
---	---	---	---

Not all of the energy transferred by the heater was used to melt the wax.

What happened to the energy that was NOT used to melt the wax? [1 mark]

Tick (✓) ONE box.

The energy decreased the temperature of the wax.

The energy increased the mass of the wax.

The energy was transferred to the surroundings.



0	2	.	3
---	---	---	---

Which TWO of the following would increase the accuracy of the student's results? [2 marks]

Tick (✓) TWO boxes.

Completing the investigation in a colder environment.

Insulating the sides of the beaker that the wax was in.

Stirring the wax as it was melting.

Using a beaker with a larger volume.

Using a smaller mass of wax.

[Turn over]



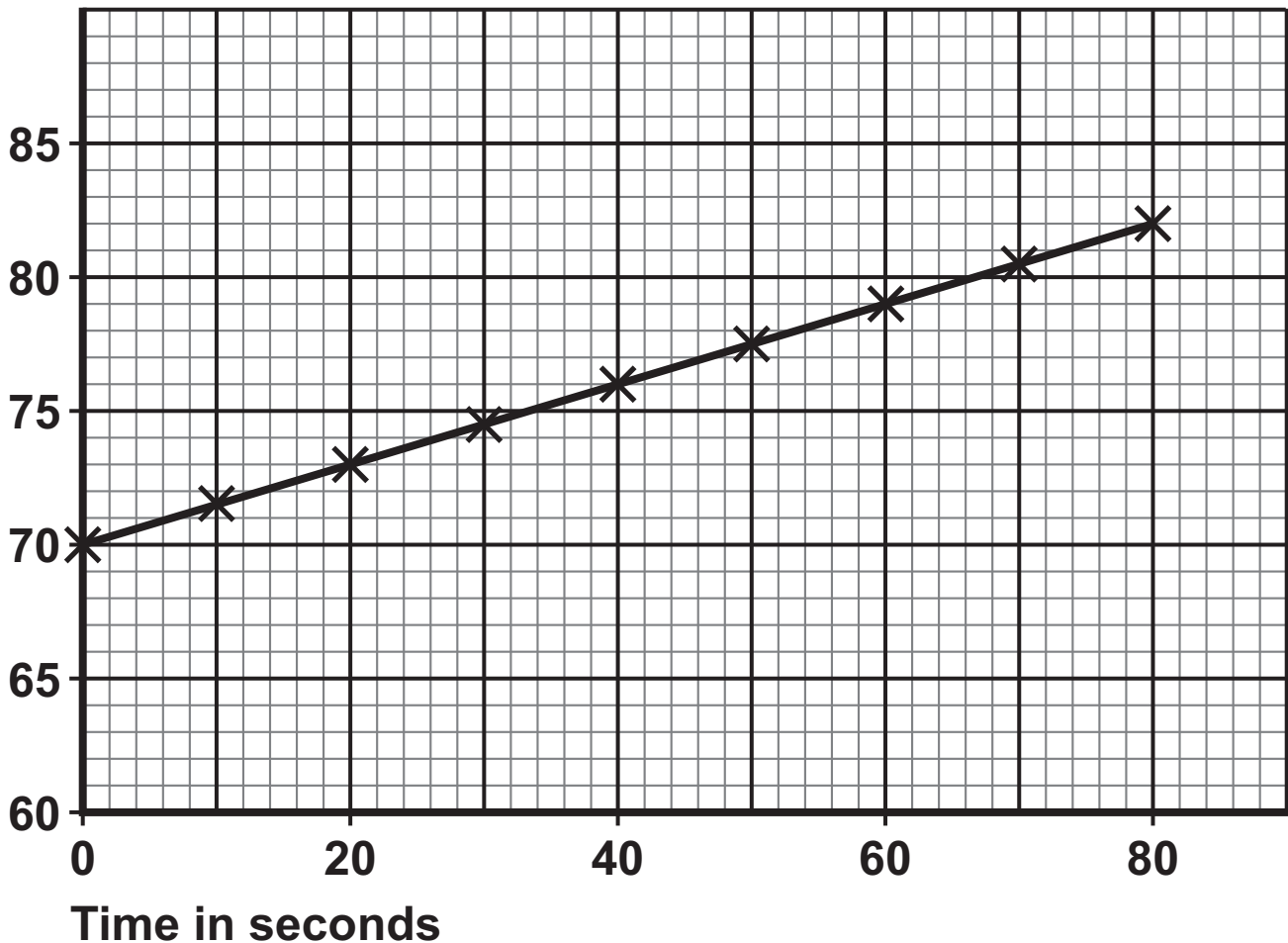
The student continued to heat the wax after it had melted.

The student measured the temperature of the wax every 10 seconds.

FIGURE 3 shows how the temperature of the liquid wax varied with time.

FIGURE 3

Temperature
in °C



0	2	.	4
---	---	---	---

What was the temperature change between 0 seconds and 80 seconds? [1 mark]

Tick (✓) ONE box.

12 °C

70 °C

82 °C

[Turn over]



0	2	.	5
---	---	---	---

Between 0 seconds and 80 seconds, 3600 J of energy was transferred to the wax.

The mass of wax was 0.15 kg.

Calculate the specific heat capacity of the wax using the student's data.

Use your answer to Question 02.4 and the equation:

$$\text{specific heat capacity} = \frac{\text{change in thermal energy}}{\text{mass} \times \text{temperature change}}$$

[2 marks]

Specific heat capacity = _____ J/kg °C

9



BLANK PAGE

[Turn over]



03

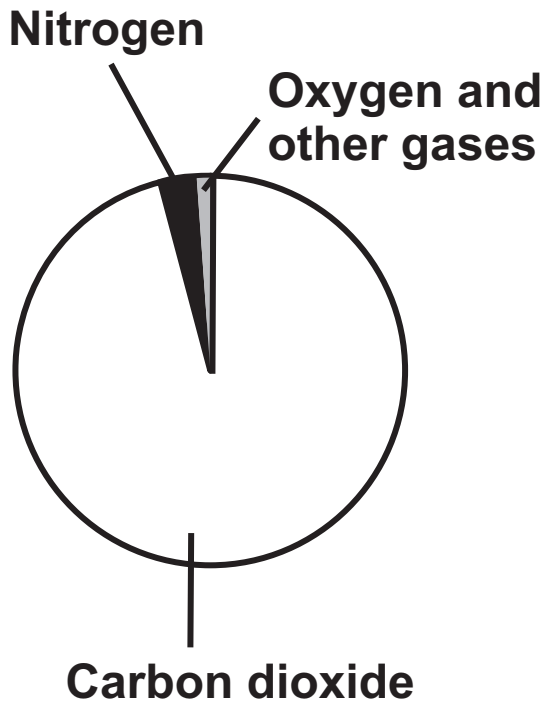
The atmosphere of the Earth has changed since the Earth formed.

The Earth's early atmosphere may have been similar to the atmosphere of Mars today.

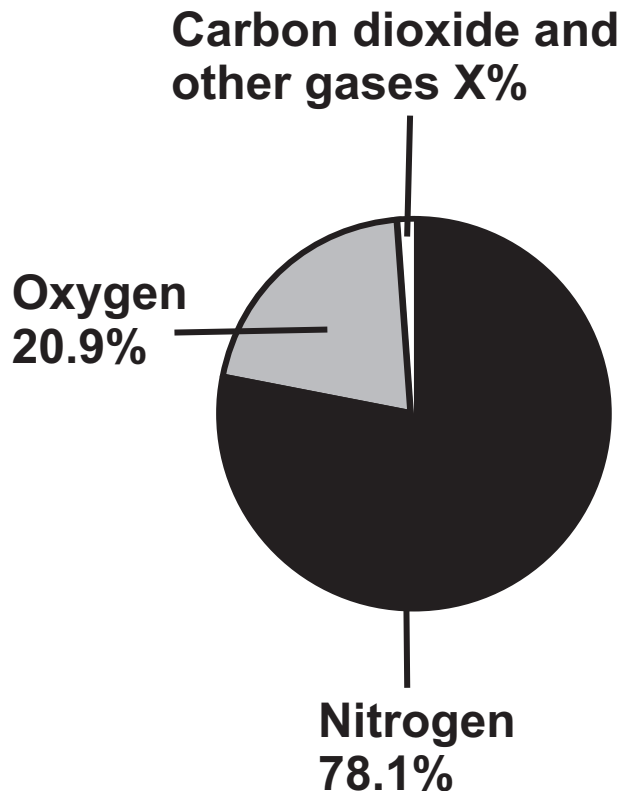
FIGURE 4 shows the main gases in the atmosphere of Mars today and the atmosphere of the Earth today.

FIGURE 4

MARS TODAY



EARTH TODAY



0	3	.	1
---	---	---	---

Determine percentage X in FIGURE 4. [2 marks]

X = _____ %

[Turn over]



03.2

Give **THREE** differences between the atmosphere of the Earth today and the atmosphere of Mars today.

Use **FIGURE 4**. [3 marks]

1 _____

2 _____

3 _____



0	3	.	3
---	---	---	---

What was the source of the nitrogen in the Earth's early atmosphere? [1 mark]

Tick (✓) ONE box.

Decay of dead animals

Formation of sedimentary rocks

Volcanic activity

[Turn over]



03.4

Why did the formation of oceans cause the carbon dioxide concentration in the Earth's early atmosphere to change? [1 mark]

Tick (✓) ONE box.

Carbon dioxide condensed to form the oceans.

Carbon dioxide dissolved in the oceans.

Carbon dioxide evaporated from the oceans.



Meteorites are rocks that fall to Earth from space.

A meteorite landed in the UK.

The water in the meteorite was analysed.

The water in the meteorite and water in the oceans contain similar ratios of hydrogen isotopes.

0 3 . 5

Complete the sentence.

Choose the answer from the list. [1 mark]

ELECTRONS

NEUTRONS

PROTONS

Isotopes of hydrogen are atoms of hydrogen with different numbers of _____.

[Turn over]



0	3	.	6
---	---	---	---

It was important that the water in the meteorite was analysed as soon as possible.

Suggest ONE reason why. [1 mark]

0	3	.	7
---	---	---	---

The evolution of algae and plants changed the Earth's atmosphere.

Algae and plants photosynthesise.

Complete the word equation for photosynthesis.
[2 marks]

water + _____ $\xrightarrow{\text{light}}$ _____ + oxygen

11



0	4
---	---

The symptoms of a measles infection include:

- a fever
- a red skin rash.

0	4	.	1
---	---	---	---

Why do antibiotics NOT treat measles? [1 mark]

Tick (✓) ONE box.

Antibiotics cause the measles pathogen to release toxins.

Antibiotics do not kill viruses.

Antibiotics increase body temperature.

[Turn over]



0 4 . 2

Cilia are small hair-like structures in the trachea and bronchi.

Describe how mucus and cilia defend against the entry of pathogens into the lungs. [2 marks]

Mucus _____

Cilia _____

0 4 . 3

How does stomach acid defend the body against pathogens? [1 mark]



People can be vaccinated against measles.

0 4 . 4

What does the measles vaccine contain? [1 mark]

Tick (✓) ONE box.

Hormones

Two types of blood cell

Weakened pathogen

[Turn over]



0	4	.	5
---	---	---	---

Which part of the blood produces antibodies after receiving the measles vaccination? [1 mark]

Tick (✓) ONE box.

Platelets

Red blood cells

White blood cells

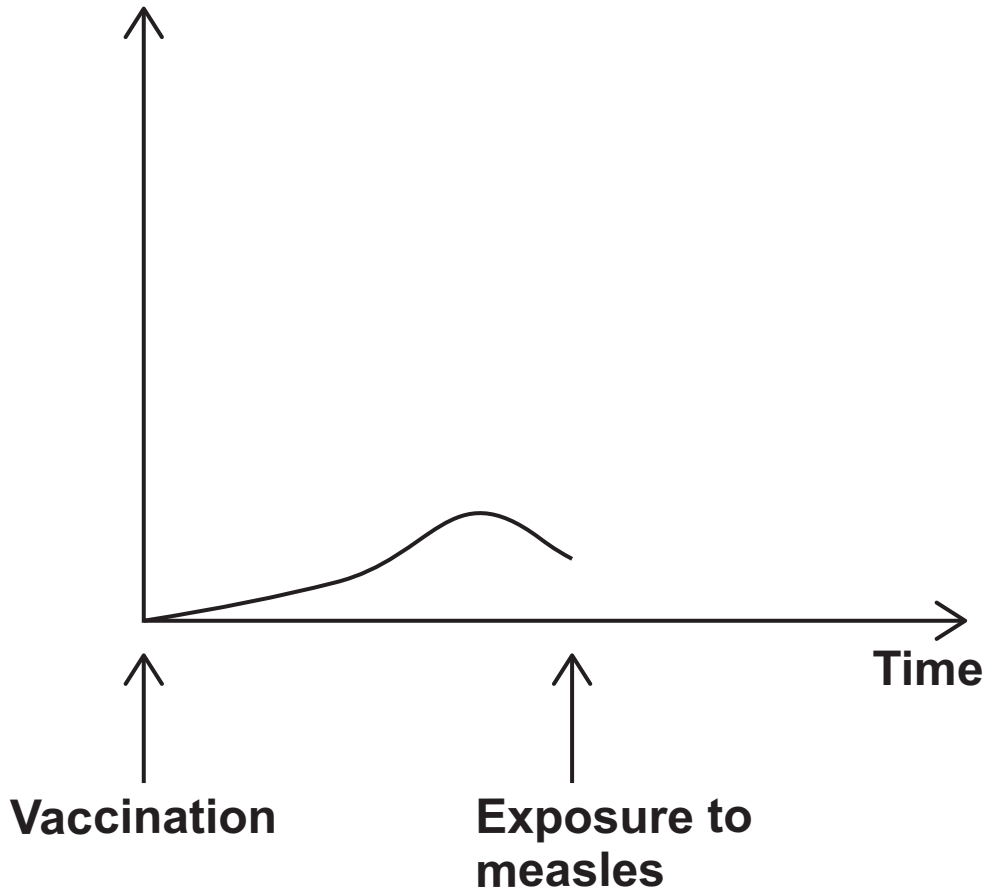


0 4 . 6

FIGURE 5 shows how the concentration of measles antibodies in the blood changes after vaccination.

FIGURE 5

Concentration
of measles
antibodies
in the blood



Complete **FIGURE 5** to show how the concentration of measles antibodies will change after the exposure to measles pathogens. [2 marks]

[Turn over]



0	4	.	7
---	---	---	---

In one group of people:

- 25 people have been vaccinated against measles
- 5 people have NOT been vaccinated against measles.

What is the simplest ratio of people who have been vaccinated to people who have NOT been vaccinated?
[1 mark]

Tick (✓) ONE box.

30 : 1

25 : 1

5 : 1



0	4	.	8
---	---	---	---

Scientists recommend that over 95% of the population should be vaccinated against measles.

What is the advantage of a large percentage of the population being vaccinated against measles? [1 mark]

10

[Turn over]



0	5
---	---

This question is about the nervous system.

0	5	.	1
---	---	---	---

A person steps on a sharp object.

The person immediately moves their foot away from the object in a reflex action.

Complete the sentences.

Choose answers from the list. [3 marks]

A GLAND

A MUSCLE

A NEURONE

THE SKIN

THE SPINAL CORD

When the person steps on the object, the receptor is in

_____.

An electrical impulse travels from the receptor along

_____.

The effector is _____.



0	5	.	2
---	---	---	---

**What is the name of the gap between two neurones?
[1 mark]**

Tick (✓) ONE box.

A coordinator

A reflex arc

A synapse

[Turn over]

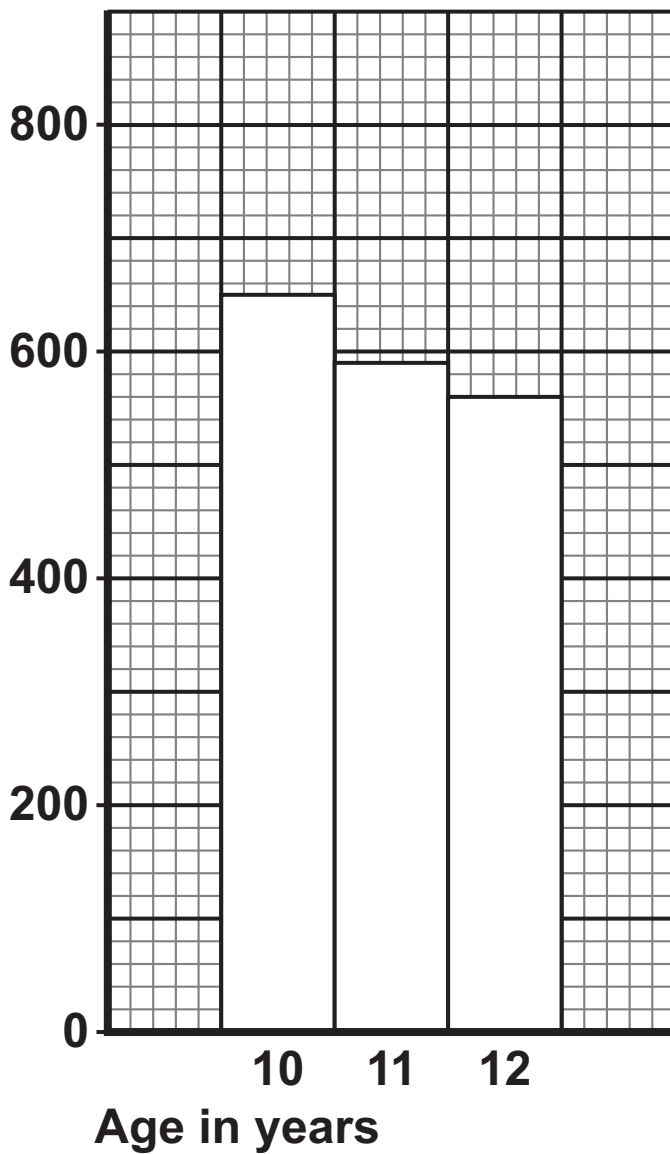


A scientist investigated how age affects reaction time in a group of students.

FIGURE 6 shows the results.

FIGURE 6

Mean reaction time
in milliseconds



0	5	.	3
---	---	---	---

The students had NOT practised the reaction time test.

Suggest TWO OTHER control variables the scientists should have used. [2 marks]

1 _____

2 _____

0	5	.	4
---	---	---	---

What was the mean reaction time of 10-year-olds?

Use FIGURE 6, on the opposite page. [1 mark]

Mean reaction time = _____ milliseconds

[Turn over]



0	5	.	5
---	---	---	---

How old were the students with the lowest mean reaction time?

Use FIGURE 6, on page 36. [1 mark]

Tick (✓) ONE box.

10 years old

11 years old

12 years old



0 5 . 6

The scientist also measured the reaction time of 35 adults.

Describe how to calculate the MEAN reaction time for the 35 adults. [2 marks]

[Turn over]



0	5	.	7
---	---	---	---

The reaction time of one adult was 450 milliseconds.

What is the reaction time of the adult in seconds?

1 second = 1000 milliseconds. [1 mark]

Reaction time = _____ seconds

11



BLANK PAGE

[Turn over]



0 6

FIGURE 7 shows an oak tree.

FIGURE 7



The binomial name of the oak tree is 'Quercus robur'.

0 6 . 1

What is the genus name of the oak tree? [1 mark]

Tick (✓) ONE box.

Oak

Quercus

Robur

[Turn over]



0	6	.	2
---	---	---	---

Other species of tree are in the same genus as 'Quercus robur'.

What does it mean if two species of tree are in the same genus? [1 mark]

Tick (✓) ONE box.

The two species are always found in the same place.

The two species are closely related to each other.

The two species look exactly the same.

0	6	.	3
---	---	---	---

Oak trees grow at points where cells can divide.

Growth in oak trees happens at the tips of the branches.

**Name the type of tissue at the tips of the branches.
[1 mark]**



Oak trees reproduce by sexual reproduction to produce seeds.

An acorn is a nut that contains a seed.

The seed may become a new oak tree.

0 6 . 4

Which process produces the cell that grows into the seed? [1 mark]

Tick (✓) ONE box.

Evolution

Fertilisation

Translocation

[Turn over]



One type of insect lays eggs in acorns.


The insect eggs cause the acorn to grow abnormally.

The abnormal growth is called a gall.

Insect embryos grow inside the gall.

FIGURE 8 shows a normal acorn and an acorn that has grown a gall.

FIGURE 8



0	6	.	5
---	---	---	---

The gall is made from oak tree cells that have divided.

The cells of the gall contain two sets of chromosomes.

Which process produces the cells of the gall? [1 mark]

Tick (✓) ONE box.

Circulation

Digestion

Mitosis

[Turn over]



0	6	.	6
---	---	---	---

The insects have changed over time and caused a gall to grow on acorns.

The gall increases the chance of survival of the insects inside the gall.

What name is given to the process of the insects changing over time? [1 mark]

Tick (✓) ONE box.

Clone production

Evolution

Inbreeding



The oak tree transports water and nutrients to the insect embryos inside the gall.

06.7

Complete the sentence.

Choose the answer from the list. [1 mark]

LEAF CELLS

STOMATA

XYLEM

Water is transported from the roots of the tree to the gall by the _____.

[Turn over]



0	6	.	8
---	---	---	---

Complete the sentence.

Choose the answer from the list. [1 mark]

CHLOROPLASTS

GUARD CELLS

PHLOEM

Sugar is transported through the tree to the insect

embryos by the _____.



0	6	.	9
---	---	---	---

Water moves from the roots to the leaves.

Name the process that moves water from the roots to the leaves. [1 mark]

9

[Turn over]

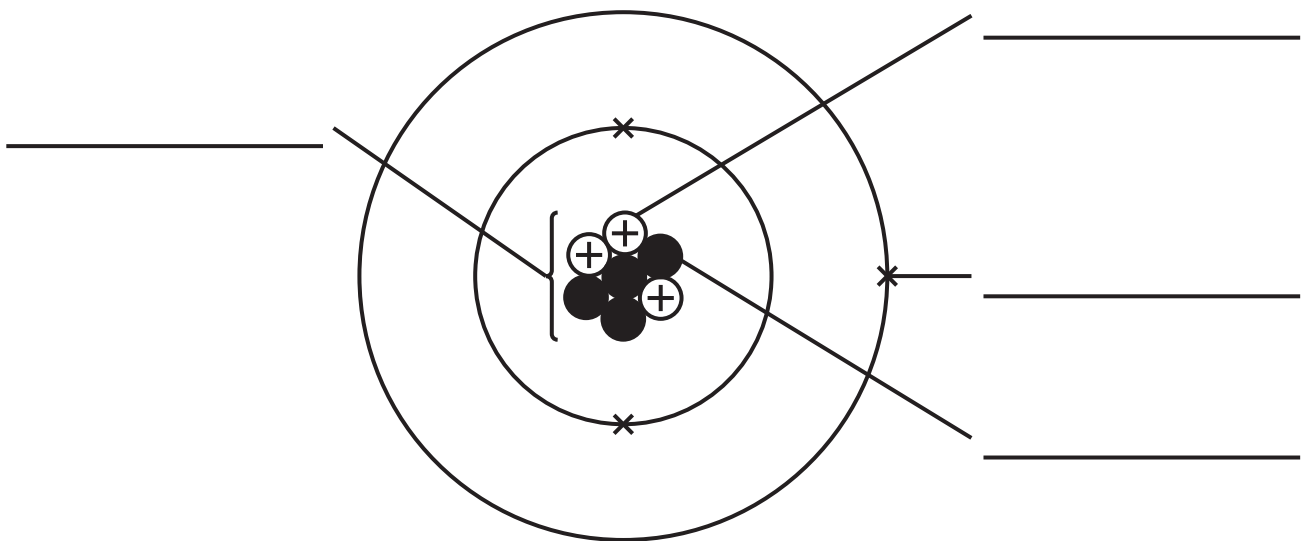


07

This question is about atoms.

FIGURE 9 represents an atom.

FIGURE 9



07.1

Label FIGURE 9.

Choose answers from the list. [4 marks]

ELECTRON

ION

MOLECULE

NEUTRON

NUCLEUS

PROTON



0	7	.	2
---	---	---	---

Name the element represented by FIGURE 9, on the opposite page.

Use the periodic table. [1 mark]

0	7	.	3
---	---	---	---

Why does an atom have an overall electrical charge of zero? [1 mark]

[Turn over]



07.4

Draw ONE line from each description of structure size to the correct structure. [2 marks]

DESCRIPTION OF
STRUCTURE SIZE

STRUCTURE

Largest

A gold atom

A human skin cell

Smallest

A protein molecule

The nucleus of a helium atom



0	7	.	5
---	---	---	---

An atom of one element has a radius of 0.000 000 348 mm.

How should 0.000 000 348 mm be written in standard form? [1 mark]

Tick (✓) ONE box.

$0.348 \times 10^{-6} \text{ mm}$

$0.348 \times 10^{-7} \text{ mm}$

$3.48 \times 10^{-6} \text{ mm}$

$3.48 \times 10^{-7} \text{ mm}$

[Turn over]




Scientists have developed different models of the atom over time.

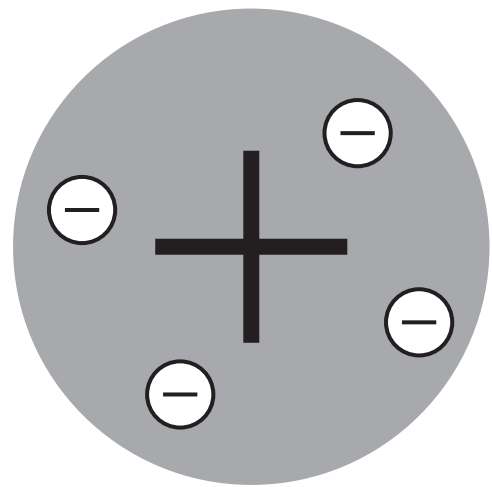
FIGURE 10 shows the Dalton model of the atom and a more recent model of the atom.

FIGURE 10

DALTON MODEL



MORE RECENT MODEL



07.6

Name the more recent model in FIGURE 10. [1 mark]



0	7	.	7
---	---	---	---

Give ONE difference between the models of the atom shown in FIGURE 10, on the opposite page. [1 mark]

11

[Turn over]



0	8
---	---

Bacteria can cause disease.

Bacterial cells do NOT have a nucleus.

0	8	.	1
---	---	---	---

Which term describes bacterial cells? [1 mark]

Tick (✓) ONE box.

Eukaryotic

Fungal

Prokaryotic



0	8	.	2
---	---	---	---

Bacterial cells have no nucleus and are smaller than animal cells.

Give ONE OTHER difference between bacterial cells and animal cells. [1 mark]

[Turn over]



***Escherichia coli* (*E. coli*) is a type of bacterium.**

***E. coli* causes symptoms of food poisoning.**

0 8 . 3

Water companies sterilise rain water to produce drinking water.

The drinking water is then transported to homes in underground pipes.

Flooding can cause contamination of the drinking water by *E. coli*.

**Suggest how people should treat drinking water AT HOME if there is a risk of *E. coli* contamination.
[1 mark]**



BLANK PAGE

[Turn over]

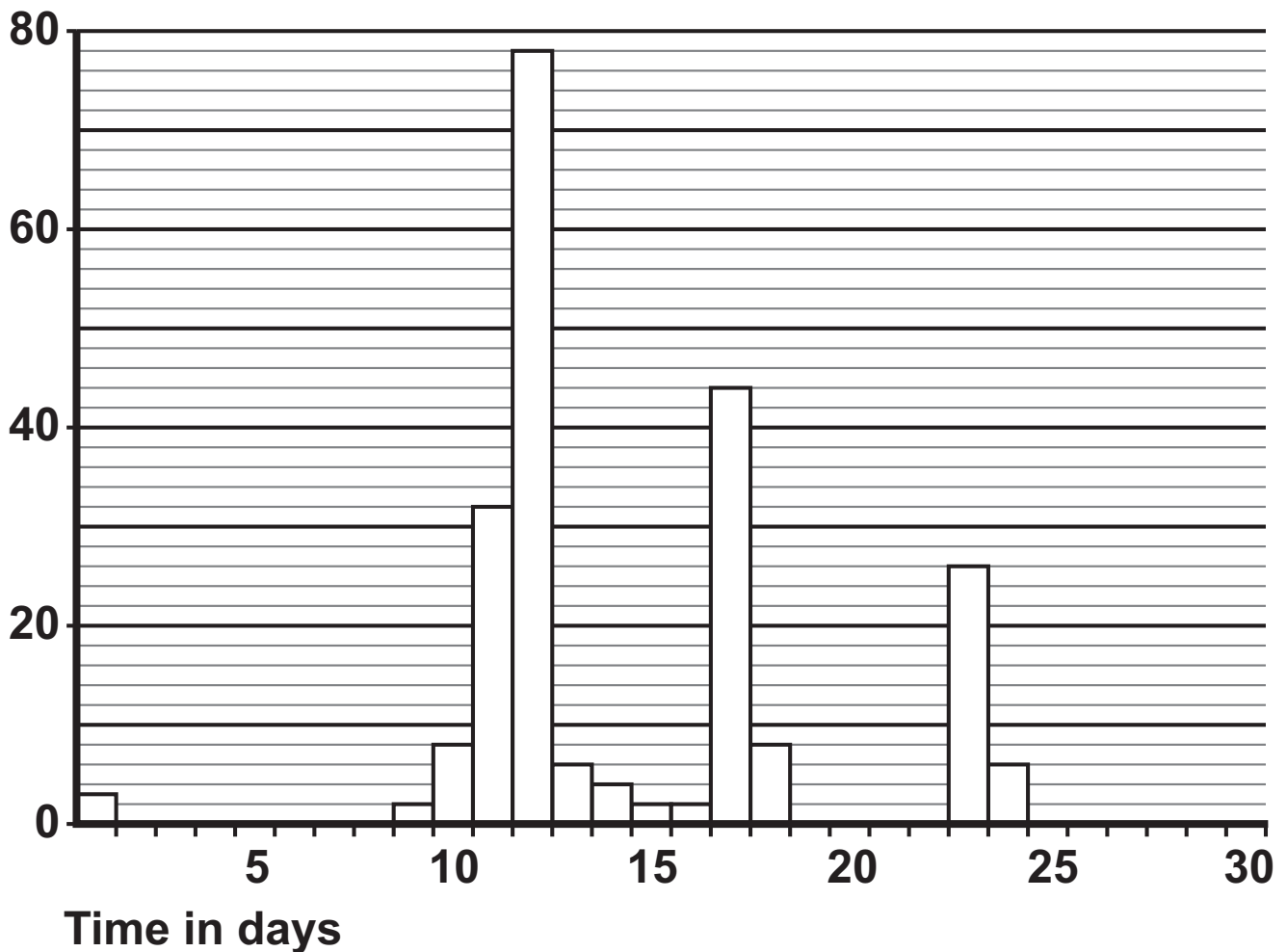


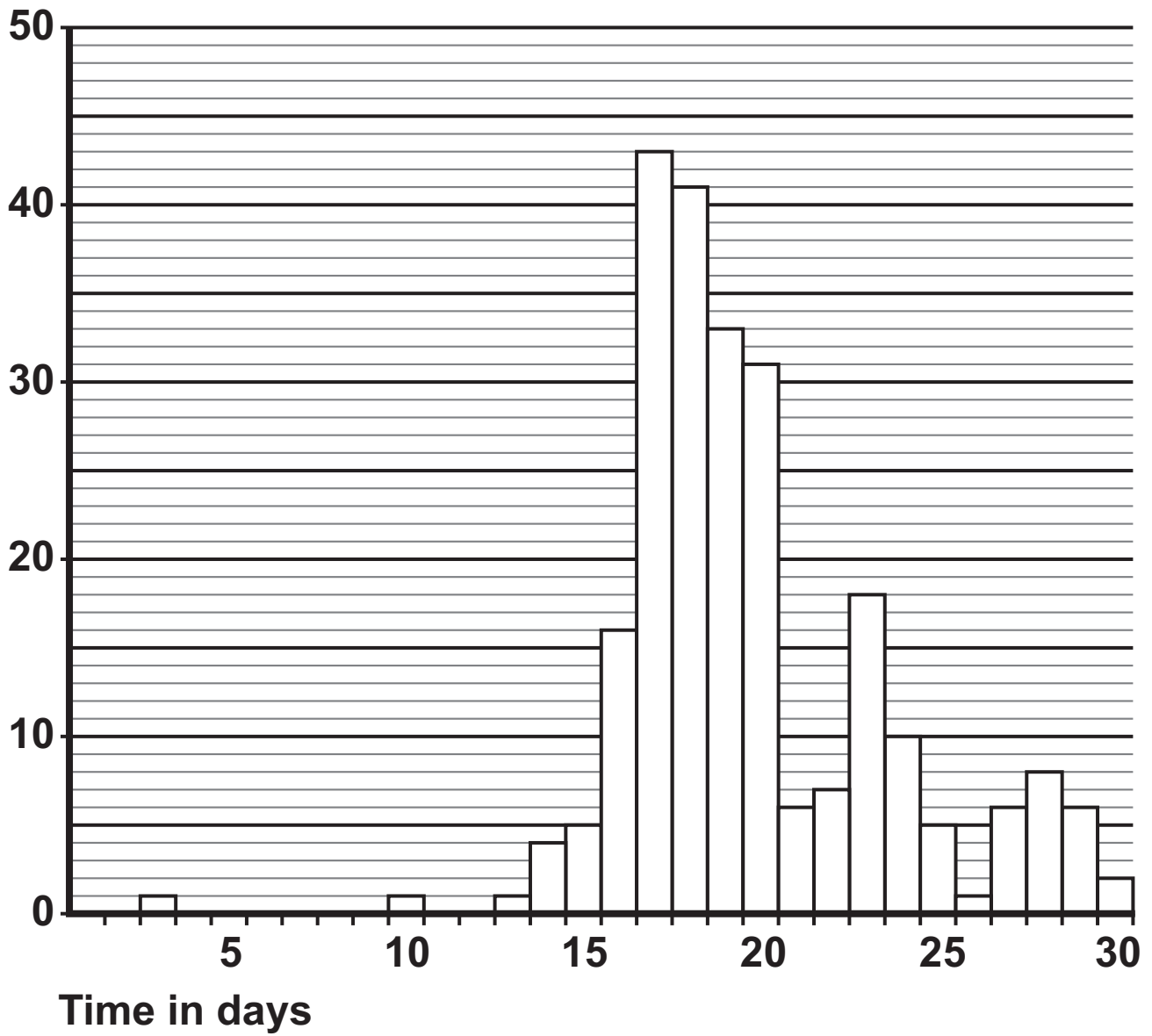
FIGURE 11, below and on the opposite page, shows two graphs:

- The rainfall in one town in one month.
- The number of cases of *E. coli* in the town in the same month.

FIGURE 11

Rainfall in mm



Number of cases of *E. coli*

[Turn over]



0	8	.	4
---	---	---	---

The RAINFALL on day 12 was greater than on day 10.

Calculate how many times greater. [3 marks]

Number of times greater = _____



0 8 . 5

Symptoms of *E. coli* infection usually occur 5 days after infection.

A scientist stated:

‘Increased rainfall causes an increase in the number of cases of *E. coli*.’

Describe ONE piece of evidence from FIGURE 11, on pages 62 and 63, that supports the scientist’s statement.
[1 mark]

[Turn over]



0	8	.	6
---	---	---	---

Why might the number of cases of *E. coli* infection increase in the future? [1 mark]

Tick (✓) ONE box.

Climate change is causing loss of habitats for wildlife.

Climate change is causing more extreme rainfall.

Climate change is causing sea-levels to be lower.



Climate change is caused by an increase in the concentration of greenhouse gases in the atmosphere.

Carbon dioxide is a greenhouse gas.

0 8 . 7

Name TWO other greenhouse gases.

Do NOT refer to carbon dioxide in your answer. [2 marks]

1 _____

2 _____

0 8 . 8

Describe ONE way the rate of increase in carbon dioxide concentration in the atmosphere could be reduced.

[1 mark]

11

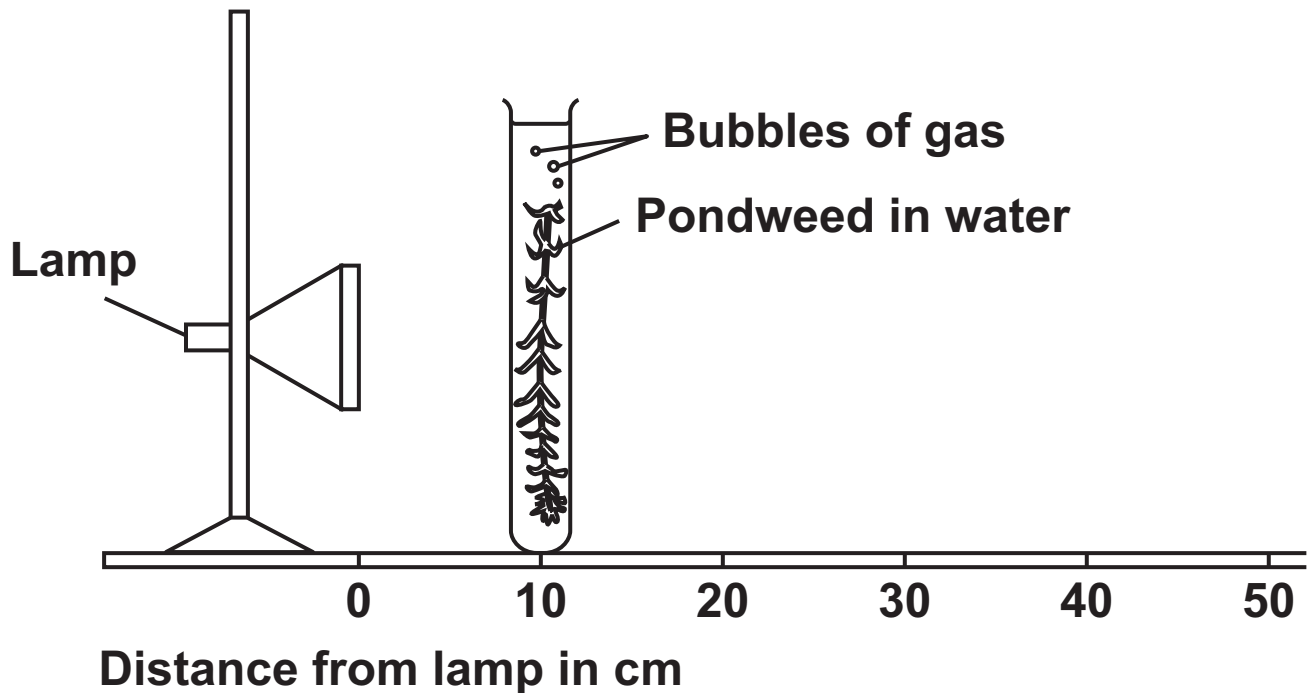
[Turn over]



09

FIGURE 12 shows equipment used to investigate how light intensity affects photosynthesis.

FIGURE 12



The light intensity can be changed by moving the pondweed to different distances from the lamp.

Describe a method to investigate the effect of light intensity on the rate of photosynthesis in pondweed.
[6 marks]



6



BLANK PAGE

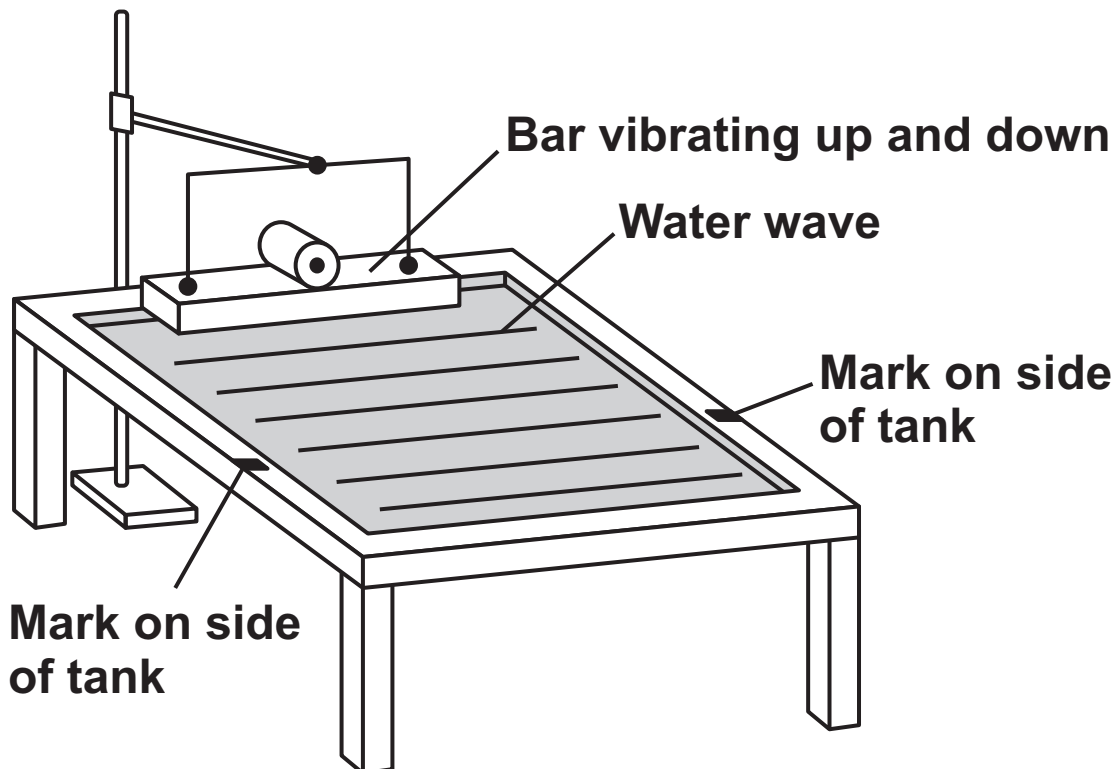
[Turn over]



1 0

FIGURE 13 shows a ripple tank used to investigate the behaviour of water waves.

FIGURE 13



1	0	.	1
---	---	---	---

Water waves are transverse waves.

Complete the sentence.

Choose the answer from the list. [1 mark]

PARALLEL PERPENDICULAR THE SAME

In transverse waves, the direction of oscillation and the direction of energy transfer are

[Turn over]



Use the Physics Equations Sheet to answer Questions 10.3 and 10.4.

1 0 . 3

Which equation links frequency (f), wavelength (λ) and wave speed (v)? [1 mark]

Tick (✓) ONE box.

$$v = \frac{f}{\lambda}$$

$$v = f \lambda$$

$$v = f^2 \lambda$$

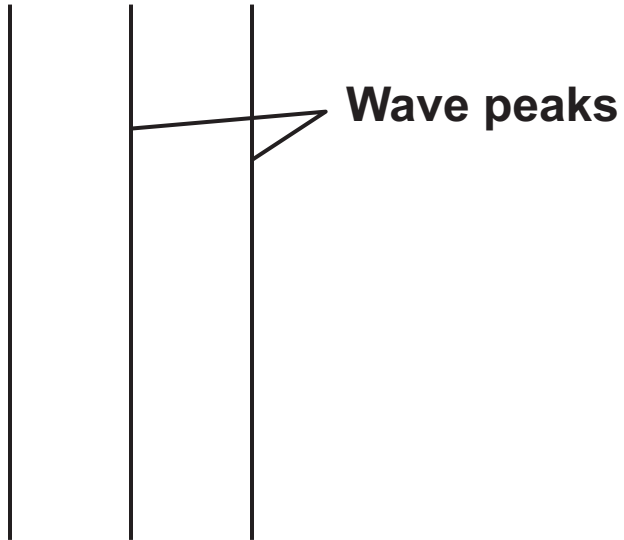
[Turn over]



1	0	.	4
---	---	---	---

FIGURE 14 shows the water waves in the ripple tank when viewed from above.

FIGURE 14



BLANK PAGE



BLANK PAGE

For Examiner's Use	
Question	Mark
1	
2	
3	
4	
5	
6	
7	
8	
9	
10	
TOTAL	

Copyright information

For confidentiality purposes, all acknowledgements of third-party copyright material are published in a separate booklet. This booklet is published after each live examination series and is available for free download from www.aqa.org.uk.

Permission to reproduce all copyright material has been applied for. In some cases, efforts to contact copyright-holders may have been unsuccessful and AQA will be happy to rectify any omissions of acknowledgements. If you have any queries please contact the Copyright Team.

Copyright © 2024 AQA and its licensors. All rights reserved.

G/LM/Jun24/8465/1F/G4001/E4



8 2



2 4 6 G 8 4 6 5 / 1 F