



GCSE

3660U30-1

**WEDNESDAY, 14 JUNE 2023 –
AFTERNOON**

MUSIC

Unit 3 – Appraising

**1 hour approximately plus your
additional time allowance.**

Surname	
First name(s)	
Centre Number	
Candidate Number	0

Instructions to candidates

Use black ink or black ball-point pen. Do not use gel pen or correction fluid.

Write your name, centre number and candidate number in the spaces on the front page.

Answer **all** questions.

Answers to all questions, including rough work, should be made in the spaces provided in the answer booklet.

Answers in music notation may be written in pencil.

Information for candidates

The appraising examination consists of **8** questions on the areas of study.

Full instructions are included on the CDs which will be played to you.

The maximum mark for this paper is **72**.

The quality of written communication and the accurate use of specialist terminology will be assessed in **Question 6**.

The allocation of marks is given at the end of each question or part-question.

At the end of the examination this answer booklet must be handed to the invigilator.

You will have **2 minutes**, to read through the questions.

Answer **all** questions.

Area of Study 1: Musical Forms and Devices

1. **Prepared Extract.** Listen to the following extract from the **Peer Gynt Suite No.1 (Op.46)** by Grieg. The **first violin** part is provided on pages 5 and 6.

The extract will be played **three** times with a **30 second** pause between each playing. There will be a **2 minute** silence after the final playing for you to complete your answers.

You now have **1 minute**, to read the questions before the first playing of the extract.


You may wish to place a tick (✓) in the box each time you hear the extract. [9 marks]

Violin I Part


Melody

Tempo di Mazurka

④




mp



⑧


Key



⑫

pp

Imitation



⑯

Imitation

(20)

ff

Imitation

(24)

ff

Imitation

(28)

poco rit.

(a) **Circle the word that describes the melody in bar 4. [1 mark]**

Chromatic

Conjunct

Disjunct

Triadic

(b) **Give the full name of the key (for example, C Major) in bars 9 to 14. [1 mark]**

- (c) Describe **two** features of the **accompaniment** heard throughout the extract. (Do not just name instruments).
[2 marks]

1. _____

2. _____

- (d) **Circle** the instruments which **imitate** the **first violins** in **bars 16 to 29**. [1 mark]

Second Violins

Violas

Cellos

Double Basses

- (e) Give a **bar number** during the extract where one example of the following **musical features** occurs. [2 marks]

An upper mordent Bar _____

A quaver rest Bar _____

- (f) State the **full meaning** of **poco rit.** as shown at the end of the printed music. [1 mark]

(g) Grieg composed this music for the play **Peer Gynt**. Name the **author** who wrote this play. [1 mark]

2. You will now hear an extract from a sonata by Mozart. It will be played **three** times with a **30 second** pause between each playing. There will be a **1 minute** silence after the final playing for you to complete your answers.

You now have **30 seconds**, to read the questions before the first playing of the extract.

You may wish to place a tick (✓) in the box each time you hear the extract. [9 marks]

- (a) A solo instrument is accompanied by a piano in the extract. Name the **solo instrument**.

[1 mark]

(b) **Circle** the word that describes the **texture** at the **start** of the extract. [1 mark]



Homophonic

Monophonic

Polyphonic

(c) Tick the correct **itches** played by both instruments at the **start** of the extract.

[1 mark]



- (d) The **key signature** has **one** sharp. Identify the **key** [for example, C Major] of the extract. [1 mark]
-

- (e) Give a suitable **Italian term** for the **tempo** of the extract. [1 mark]
-
-

(f) Tick (✓) **two features** played by the **solo instrument**. [2 marks]

Feature	Tick (✓)
Alberti Bass	
Anacrusis	
Blue Note	
Pentatonic Scale	
Sequence	
Trill	

- (g) Other than the texture, describe **two musical features** of the **piano** part.
[2 marks]

1. _____

2. _____

Blank page.

Please do not write on this page.

Turn over.

Area of Study 2: Music for Ensemble

3. You will now hear two pieces of music. Each extract will be played **three times** with a **30 second** pause between each playing. There will be a **2 minute** silence after the final playing for you to complete your answers.

You now have **30 seconds**, to read the questions.

You may wish to place a tick (✓) in the box each time you hear the extract. [9 marks]

Extract 1			
------------------	--	--	--

Extract 2			
------------------	--	--	--

EXTRACT 1

- (a) Tick (✓) the statement below which describes the extract. [1 mark]

		Tick (✓) one
The extract features:	irregular phrasing at times.	
	rubato.	
	a paused note.	

- (b) State the **tonality** at the **start** of the extract. [1 mark]

(c) **Circle** the **texture** of the voices. [1 mark]

2-part

3-part

4-part

(d) Part of this piece of music is for unaccompanied voices. Give the **word or phrase** for this. [1 mark]

(e) Name the **musical style** of the extract. [1 mark]

EXTRACT 2

(f) **Circle the type of voices** heard in the extract. [1 mark]

Female voices

Male voices

Mixed voices

(g) **Circle the feature** which is heard at the end of the extract. [1 mark]

Alberti Bass

Canon

Leitmotif

Rallentando

(h) **Circle the number of beats** heard in each bar. [1 mark]

3

4

5

6

(i) Give a suitable **Italian term** for the **dynamics** on the **final chord** of the extract. [1 mark]

4. You will now hear an extract of music which will be played **four** times with a **30 second** pause between each playing. There will be a **1 minute** silence after the final playing for you to complete your answers.

This extract follows a **12 bar** chord pattern which is heard **twice**. The extract has 4 beats in each bar and you will hear a 4 beat pulse before the extract begins.

You now have **30 seconds**, to read the questions before the first playing of the extract.

You may wish to place a tick (✓) in the box each time you hear the extract. [9 marks]

<input type="checkbox"/>	<input type="checkbox"/>	<input type="checkbox"/>	<input type="checkbox"/>
--------------------------	--------------------------	--------------------------	--------------------------

- (a) **Circle** the chord heard in **bar 2** and the chord heard in **bar 5**. [2 marks]

Bar 2: **I** **IV** **V**

Bar 5: **I** **IV** **V**

(b) **Circle** the name of the **performance technique** used by the singer. [1 mark]

Arco

Belt

Rap

Scat

(c) Give the full name of the **string instrument** performing and name the **performance technique** used by this instrument. [2 marks]

Instrument _____

Performance Technique _____

(d) Give a word that describes the **rhythm** of the **vocal part**. [1 mark]

(e) Explain **three** ways in which the second half of the extract is **different** from the first half. [3 marks]

1. _____

2. _____

3. _____



Area of Study 3: Film Music

5. You will now hear an extract from a piece of film music. It will be played **four** times with a **30 second** pause between each playing. There will be a **3 minute** silence after the final playing for you to complete your answers.


The first 8 bars of the melody are printed on page 27.

You now have **1 minute**, to read the questions before the first playing of the extract.

You may wish to place a tick (✓) in the box each time you hear the extract. [9 marks]



**Complete missing
pitch**



(a) Complete the following questions, **while listening carefully to the extract.**

(i) Complete the missing **itches of the melody** in **bars 4 to 6**. (The rhythm is given for you.) [4 marks]

(ii) Name the **two solo brass instruments** in the order they are heard **after** the printed music stops. [2 marks]

Instrument 1 _____

Instrument 2 _____

(iii) Name the **cadence** at the **end** of the extract. [1 mark]

(b) Complete the following questions **referring to the given score.**

(i) Insert the **time signature** in the correct place on the score. [1 mark]

(ii) **Circle** the name of the **note** with the **shortest duration** in the printed music. [1 mark]

Crotchet

Minim

Quaver

Semibreve

6. You will now hear another extract of music from a film, which will be played **four** times. There will be a **30 second** pause between each playing and a **5 minute** silence after the final playing for you to complete your answer.

There are **three sections** in the extract. These will be announced during the recording.

Section A (16 bars)	Section A1 (17 bars)	Section B (20 bars)
-------------------------------	--------------------------------	-------------------------------

You now have **30 seconds**, to read the question before the first playing of the extract.

You may wish to place a tick (✓) in the box each time you hear the extract. [9 marks]

<input type="checkbox"/>	<input type="checkbox"/>	<input type="checkbox"/>	<input type="checkbox"/>
--------------------------	--------------------------	--------------------------	--------------------------

In the extract, describe the use of:

- **Instruments (state also if instruments are playing melody or accompaniment)**
- **Tonality**
- **Metre**
- **Tempo**
- **Texture**

In your answer you must refer to all **five elements. Please give a location for each answer (for example, in section A). You may make rough notes on page 32 and begin your answer on page 33.**

The quality of written communication and the accurate use of specialist terminology will be assessed in this question.

Area of Study 4: Popular Music

7. **Prepared Extract.** Listen to the following extract from the final chorus and outro of the song performed by **Manic Street Preachers**. The extract will be played **three** times. There will be a **30 second** pause between each playing and a **2 minute** silence after the final playing for you to complete your answers.

You now have **30 seconds** to read the questions before the first playing of the extract.

You may wish to place a tick (✓) in the box each time you hear the extract. [9 marks]

(a) State the **time signature** of this piece of music. [1 mark]

(b) The word '**explanation**' is performed differently in this final chorus from the earlier choruses. Describe **two** differences. [2 marks]

1. _____

2. _____

(c) Describe **two** features of the **string parts** in the **outro**. [2 marks]

1. _____

2. _____

(d) Give the full name of the final **chord** in this song. [1 mark]

(e) **Circle a musical feature** heard in the **outro**. [1 mark]

Fill

Hammer on

Round

Slap Bass

(f) **State the title** of this song. [1 mark]

(g) **Name the lead vocalist** performing in this song. [1 mark]

8. You will now hear extracts from two versions of the song **From Me to You**. Each extract will be played **three** times in the order shown below with a **30 second** pause between each playing. There will be a **2 minute** silence after the final playing for you to complete your answers.

You now have **30 seconds**, to read the questions.

You may wish to place a tick (✓) in the box each time you hear the extracts. [9 marks]

1	1	2	2	1	2

EXTRACT 1

(a) **Circle the structure** of the extract. [1 mark]

AAAB

AABA

ABAB

ABBA

(b) Tick (✓) the statement below which describes the extract. [1 mark]

		Tick (✓) one
The extract uses:	major chords only	
	minor chords only	
	major and minor chords	

(c) Name **two** instruments **accompanying** the voices. [2 marks]

1. _____

2. _____

(d) State the **time signature** of the extract.
[1 mark]

BOTH EXTRACTS

- (e) Other than instruments and voices, describe **four** ways in which Extract 2 is **different from** Extract 1. [4 marks]

Use the boxes below to show differences between Extract **1** and Extract **2**.

Extract 1	Extract 2
<p>1.</p> <hr/> <hr/> <hr/> <hr/>	<p>1.</p> <hr/> <hr/> <hr/> <hr/>
<p>2.</p> <hr/> <hr/> <hr/> <hr/>	<p>2.</p> <hr/> <hr/> <hr/> <hr/>

Extract 1	Extract 2
<p data-bbox="140 264 183 309">3.</p> <hr data-bbox="140 421 751 427"/> <hr data-bbox="140 546 751 553"/> <hr data-bbox="140 669 751 676"/> <hr data-bbox="140 792 751 799"/>	<p data-bbox="837 264 880 309">3.</p> <hr data-bbox="837 421 1449 427"/> <hr data-bbox="837 546 1449 553"/> <hr data-bbox="837 669 1449 676"/> <hr data-bbox="837 792 1449 799"/>
<p data-bbox="140 898 183 943">4.</p> <hr data-bbox="140 1055 751 1061"/> <hr data-bbox="140 1178 751 1184"/> <hr data-bbox="140 1301 751 1308"/> <hr data-bbox="140 1424 751 1431"/>	<p data-bbox="837 898 880 943">4.</p> <hr data-bbox="837 1055 1449 1061"/> <hr data-bbox="837 1178 1449 1184"/> <hr data-bbox="837 1301 1449 1308"/> <hr data-bbox="837 1424 1449 1431"/>

Blank page.

End of paper.

For Examiner's use only		
Question	Maximum Mark	Mark Awarded
1.	9	
2.	9	
3.	9	
4.	9	
5.	9	
6.	9	
7.	9	
8.	9	
Total	72	