



GCSE

3603U10-1

TUESDAY, 18 JUNE 2024 – MORNING

DESIGN AND TECHNOLOGY

Unit 1

PRODUCT DESIGN

2 hours plus your additional time allowance

Surname _____

First name(s) _____

Centre Number _____

Candidate Number 0 _____

For Examiner's use only

Question	Maximum Mark	Mark Awarded
1.	15	
2.	10	
3.	25	
4.	20	
5.	10	
6.	20	
Total	100	

ADDITIONAL MATERIALS

A calculator.

INSTRUCTIONS TO CANDIDATES

Use black ink, black ball-point pen or your usual method.

Write your name, centre number and candidate number in the spaces provided on the front cover.

You may use a pencil for diagrams only.

Answer ALL questions.

Additional space is provided for some questions within the booklet (if required). If further space is required for any question, you should use the lined page(s) at the end of this booklet. The question number(s) should be clearly shown.

(Turn over)

INFORMATION FOR CANDIDATES

The number of marks is given in brackets at the end of each question or part-question.

The total number of marks available is 100.


You are reminded of the necessity for good English and orderly presentation in your answers.

The quality of your written communication, including appropriate use of punctuation and grammar, will be assessed in your answer to question 5(b).

(Turn over)

Answer ALL questions.

- 1. The image below shows greener take-away food containers and cutlery. It consists of wax-lined cardboard boxes and cutlery made from compostable materials.**



(Turn over)

1 (a) (i)

Explain how the compostable cutlery can be considered greener. [2 marks]

1 (a) (ii)

The food containers are made from cardboard which has a waxed coating applied to the inside.

Describe the reason for the waxed coating. [3 marks]

(Turn over)




1 (b) (i)

The food containers have been mass produced using die cutting. Explain in detail how the die cutting process is suitable for producing the food containers. [4 marks]

(Turn over)

1 (b) (ii)

Describe the reason for the packaging feature shown below, labelled A. [2 marks]



(Turn over)

1 (c) The stainless steel drinking straw shown below is extendable and fits into a casing.



Explain how the stainless steel drinking straw provides a greener solution to a worldwide problem.

[4 marks]

(Turn over)


2. The two chairs shown below have been produced using Life Cycle Analysis as a design strategy.



Chair A

**Made from used
bicycle wheels
and tyres**

Retail price £189



Chair B

**Made from worn
car tyres and
seat belts**

Retail price £229

2 (a) Chair A has been designed for teenage cyclists. Explain how Chair A will appeal to this target market.

[2 marks]


2 (b) Explain how Chair B provides an economic benefit to the manufacturer. [3 marks]

(Turn over)

2 (c) Describe how the Life Cycle Analysis strategy has been used to design and develop Chair A and Chair B.

[5 marks]

3. The space-saving clothes dryer shown below can be wall mounted indoors or outdoors.



PRODUCT INFORMATION:

- **Mild steel body that opens and closes.**
- **6 × aluminium clothes bars.**
- **Steel wings that keep aluminium bars parallel.**
- **Stainless steel M5 bolts, washers and locking nuts used as a hinge.**
- **Product weight 4 kg.**
- **Safety tested to hang up to 3 kg of clothing per bar.**
- **Magnet fitted to the inside of the back of the clothes dryer.**

3 (a) (i)

Give TWO reasons why mild steel is a suitable material for the body of the clothes dryer. 2 × [2 marks]

Reason 1: _____

Reason 2: _____

(Turn over)

3 (a) (ii)

Explain why a magnet is fitted to the back of the clothes dryer. [2 marks]

(Turn over)

3 (a) (iii)

The mild steel body parts have a paint finish applied. Describe TWO advantages this gives the clothes dryer. 2 × [2 marks]

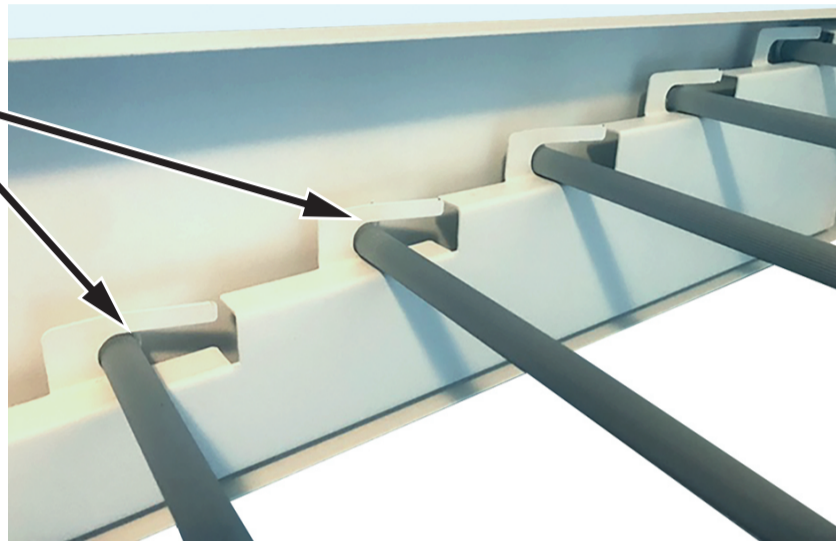
Advantage 1: _____

Advantage 2: _____

(Turn over)

3 (b) The image below shows the steel wings that hold each aluminium bar with a 'U'-shaped feature.

'U'-shaped feature



Enlarged view of 'U'-shaped feature

(Turn over)

3 (b) (ii)

During manufacture, the mild steel parts have been pressed from a sheet and deformed using a bending jig.

Explain TWO benefits of using a bending jig during the manufacturing process.


2 × [2 marks]

Benefit 1: _____


(Turn over)

Benefit 2: _____

3 (c) The aluminium bars have a grooved finish as shown below.



Sectional diagram of aluminium bars



(i) Explain how the grooved finish has improved the performance of the aluminium bars. [3 marks]

(Turn over)

3 (c) (ii)

Each aluminium bar has been tested and guaranteed to hold up to 3 kg of clothing. Describe how this could influence sales. [2 marks]

(Turn over)

3 (d) A locking nut is used at the top and bottom of each side of the clothes dryer.



Describe why a locking nut has been used. [2 marks]

(Turn over)

4. The water bottles shown below include a fruit infuser to allow users to flavour the water they consume.



All products are
100% officially
certified.

Check out our 45 reviews



★ Trustpilot

PRODUCT INFORMATION:

- 650 ml capacity
- Sports cap with spill-proof lid
- Bottle is made from recycled polymer
- Various colours available

(Turn over)

4 (a) (i)

Describe ONE way that the bottle can be considered ergonomic.

[2 marks]

4 (a) (ii)

Explain how providing a variety of colours benefits the manufacturer.

[2 marks]

(Turn over)

4 (b) During the development stages of the water bottle, a number of rapid prototypes were produced for the sports cap, two of which are shown below.



(i) Analyse why the design team would produce a range of different sports caps during the development stages. [5 marks]

5. The modern smart home device shown below was designed to reflect user-centred design.



- (a) Analyse the meaning of user-centred design and how this has influenced the smart home device. [5 marks]

(Turn over)

39

BLANK PAGE

(Turn over)

5 (b) The images show two accessories that can be controlled using the smart home device.



Smart plug




Smart light bulb

Evaluate how the ability to control multiple home accessories provides an innovative solution. [5 marks]

Marks will be awarded for the content of the answer and the quality of written communication.

(Turn over)

6. The portable tray below is designed for carrying refreshments and can securely fit onto most types of furniture.



(Turn over)

6 (a) (i)

The four sides of the tray are made from medium density fibreboard (MDF).

Describe TWO properties of MDF that make it suitable for the sides of the tray. 2 × [2 marks]

Property 1: _____

Property 2: _____

6 (a) (ii)

The legs of the tray are constructed using a dowelled butt joint. On the next page, produce a labelled sketch showing how you would manufacture a dowelled butt joint. [4 marks]

(Turn over)


6 (b) The legs of the tray are hinged as shown below.



(i) Explain the role of the spring fitted to the centre of the hinge. [3 marks]

(Turn over)

The photograph below shows the tray disassembled.



6 (b) (ii)

Explain the reason for the four pilot holes. [2 marks]

(Turn over)

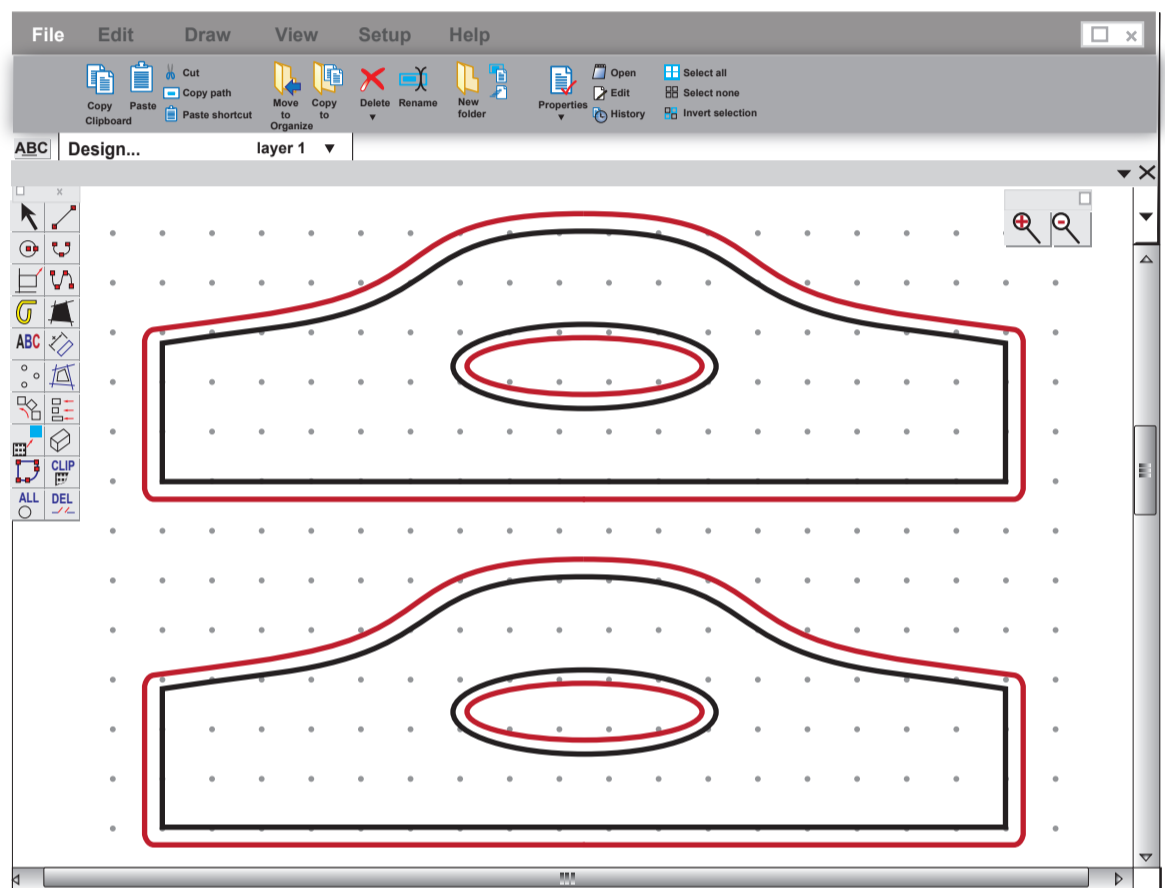
6 (b) (iii)

The hinges and screws are bought-in components. Explain how this benefits the manufacturer when producing the tray using high volume production. [4 marks]

(Turn over)

6 (c) The CAD drawing is used to manufacture the tray handles using a CAM router as shown below.

CAD drawing



CAM router



(Turn over)

