



**GCSE**

**3660U30-1**

**MONDAY, 17 JUNE 2024  
– AFTERNOON**

**MUSIC**

**Unit 3 – Appraising**

**1 hour approximately plus your  
additional time allowance.**

<b>Surname</b>	
<b>First name(s)</b>	
<b>Centre Number</b>	
<b>Candidate Number</b>	<b>0</b>

# Instructions to candidates

Use black ink or black ball-point pen or your usual method.  
Do not use gel pen or correction fluid.

Write your name, centre number and candidate number in  
the spaces on the front page.

Answer **all** questions.

Answers to all questions, including rough work, should be  
made in the spaces provided in the answer booklet.

Answers in music notation may be written in pencil.

## Information for candidates

The appraising examination consists of **8** questions on the areas of study.

Full instructions are included on the CDs which will be played to you.

The maximum mark for this paper is **72**.

The quality of written communication and the accurate use of specialist terminology will be assessed in **Question 2**.

The allocation of marks is given at the end of each question or part-question.

At the end of the examination this answer booklet must be handed to the invigilator.

You will have **2 minutes**, to read through the questions.

Answer **all** questions.

**Area of Study 1:  
Musical Forms and Devices**

1. **Prepared Extract.** Listen to the following extract from the **Peer Gynt Suite No.1 (Op.46)**. A score is provided in the Resource Booklet and the extract will be played **three** times with a **30 second** pause between each playing. There will be a **2 minute** silence after the final playing for you to complete your answers.

You now have **1 minute** to read the questions and look at the score before the first playing of the extract.

You may wish to place a tick (✓) in the box each time you hear the extract. [9 marks]

- (a) **Circle the section** heard at the **start** of the extract. [1 mark]

**Section A**

**Section B**

**Section A1**

**Section A2**

- (b) **State the performance techniques** used by the **second violins** and **cellos** in **bars 1 to 4**. [1 mark]

**Second violins:**

---

---

**Cellos:**

---

---

**Turn over**

- (c) State the **melodic device** used in **bars 1 and 2** of the **first violin part**.

[1 mark]

---

---

- (d) Describe the **melody** in **bars 13 to 15** of the **extract**. [2 marks]

---

---

---

---

---

---

---

- (e) Give the full name of the **key** in the **last two bars** of the extract [for example, C Major].

[1 mark]

---

---

- (f) The note **X** on the score is a dotted crotchet. State the **duration** (for example, 4 beats) of this note. [1 mark]

---

---

---

---

- (g) **Circle the country** where the incidental music for 'Peer Gynt' was **first performed** in 1876. [1 mark]

**Denmark**

**Finland**

**Norway**

**Sweden**

**Total Marks  
for Question 1**

2. You will now hear another extract, which will be played **three** times. There will be a **30 second** pause between each playing and a **5 minute** silence after the final playing for you to complete your answer.

The extract has **two** sections:

<b>Theme</b>	<b>Variation</b>
--------------	------------------

You now have **1 minute** to read the question before the first playing of the extract.

You may wish to place a tick (✓) in the box each time you hear the extract. [9 marks]


Describe the use of the following **four** elements in the theme **and** variation:

- melody
- performance techniques/articulation
- tempo
- texture

In your answer you must refer to all **four** elements. Remember to give a location for each answer (for example, end of theme). You may make rough notes on this page and page 11, but you **must** begin your answer on page 12.

The quality of written communication and the accurate use of specialist terminology will be assessed in this question.



















## Area of Study 2: Music for Ensemble

3. You will now hear two extracts of music. Extract 1 will be played **twice** and Extract 2 will be played **four** times with a **30 second** pause between each playing. There will be a **3 minute** silence after the final playing for you to complete your answers.

You now have **1 minute** to read the questions before the first playing of extract 1.

You may wish to place a tick (✓) in the box each time you hear the extracts. [9 marks]

<b>Extract 1</b>		
------------------	--	--

<b>Extract 2</b>				
------------------	--	--	--	--

**EXTRACT 1**

- (a) Name **two percussion instruments** heard in the extract. [2 marks]

---

---

- (b) **Circle** the other **family of instruments** heard in the extract. [1 mark]

**Brass**

**Strings**

**Woodwind**

(c) **Circle the tonality** of the extract. [1 mark]

Major

Minor

Modal

(d) Tick **one** statement below that you believe to be **true**. [1 mark]

		Tick (✓)
The metre of the music is	compound time.	
	simple time.	
	irregular.	

**EXTRACT 2**

- (e) Complete the missing notes of the **melody** in **bars 2 to 4** which is printed on the following two pages (you must turn the booklet sideways to read these pages). (The rhythm is given for you.)  
[4 marks]

Andante

1

Dwy law yn er - fyn

Missing Pitch

2

sydd yn y dar - lun wrth y - myl fy ngwe - ly i; Bob

Turn over



4. You will now hear an extract from the musical **Hairspray**. It will be played **three times** with a **30 second** pause between each playing. There will be a **2 minute** silence after the final playing for you to complete your answers. The lyrics of the song are given for you.

You now have **30 seconds** to read the questions.

You may wish to place a tick (✓) in the box each time you hear the extract. [9 marks]

<input type="checkbox"/>	<input type="checkbox"/>	<input type="checkbox"/>
--------------------------	--------------------------	--------------------------

**Bars 1 and 2 – drum kit only**

**Bars 3 and 4 – adds melodic fill and glissando**

Oh, oh, oh woke up today feeling the way I always do,  
Oh, oh, oh hungry for something that I can't eat then I  
hear that beat,

That rhythm of town starts calling me down – it's like  
a message from high above,

Oh, oh, oh pulling me out to the smiles and the streets  
that I love.

Turn over

Good morning Baltimore – every day's like an open door,  
Every night is a fantasy – every sound's like a symphony,  
Good morning Baltimore and some day when I take to the floor,  
The world's gonna wake up and see Baltimore and me.

- (a) (i) Name the **instrument** performing a **melodic fill** in the **opening bars** of the extract. [1 mark]

---

---

- (ii) Name the **instrument** performing a **glissando** at the same time. [1 mark]

---

---

- (b) Name the **cadence** heard before the voice starts to sing. [1 mark]

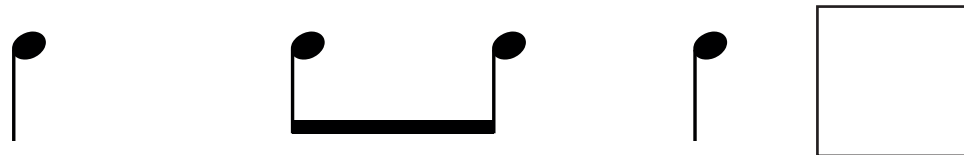
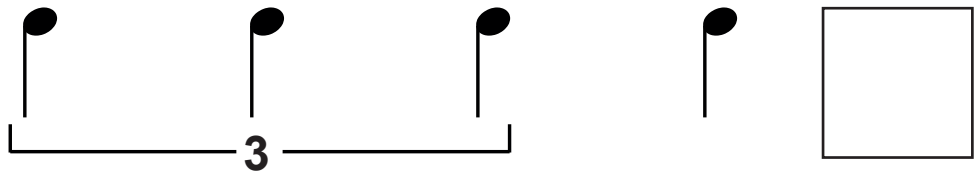
---

---

- (c) **Circle** the **time signature** of the music.  
[1 mark]

<b>3</b>	<b>4</b>	<b>5</b>	<b>6</b>
<b>4</b>	<b>4</b>	<b>4</b>	<b>8</b>

- (d) Tick the correct **rhythm** as sung to the words 'I hear that beat'. [1 mark]



- (e) Describe **two** features of the **backing vocals** in the extract. [2 marks]

1. \_\_\_\_\_  
 \_\_\_\_\_

2. \_\_\_\_\_  
 \_\_\_\_\_

- (f) Describe the **structure** of the extract.  
[2 marks]

---

---

---

---

Total Marks  
for Question 4

## Area of Study 3: Film Music

5. You will now hear two extracts of film music. Each extract will be played **three** times with a **30 second** pause between each playing. There will be a **2 minute** silence after the final playing for you to complete your answers.

You now have **30 seconds** to read the questions before the first playing of the first extract.

You may wish to place a tick (✓) in the box each time you hear the extracts. [9 marks]

<b>Extract 1</b>			
------------------	--	--	--

<b>Extract 2</b>			
------------------	--	--	--

## EXTRACT 1

- (a) Give **one** word to describe the **harmony** at the **start** of the extract. [1 mark]
- 

- (b) **Circle** the **performance direction** you can hear in the extract. [1 mark]

Crescendo

Falsetto

Glissando

Pianissimo

- (c) Name the **type of voices** heard in the extract. [1 mark]
-

- (d) Tick **One** statement below which describes the extract. [1 mark]

		Tick (✓)
<b>The choir sing</b>	<b>in unison throughout.</b>	
	<b>in harmony throughout.</b>	
	<b>in unison then in harmony.</b>	
	<b>in harmony then in unison.</b>	

**EXTRACT 2**

- (e) **Circle** the **interval** between the first two notes of the **melody**. [1 mark]

2nd

4th

5th

7th

- (f) **Circle** an **instrument** heard in the extract. [1 mark]

Glockenspiel

Harpsichord

Organ

Xylophone

(g) Describe the **bass notes** heard in the extract. [1 mark]

---

---

(h) Name the **musical style** heard in the film extract and give a **reason** for this choice. [2 marks]

**Musical style:**

---

**Reason:**

---

---

---

---

**Total Marks**   
**for Question 5**

**Turn over**

6. You will now hear another extract of film music. It will be played **three times** with a **30 second** pause between each playing. There will be a **2 minute** silence after the final playing for you to complete your answers.

You now have **30 seconds** to read the questions before the first playing of the extract.

You may wish to place a tick (✓) in the box each time you hear the extracts. [9 marks]

--	--	--

- (a) The table below shows the chords at the start of the extract. Complete the **chords** in **bars 5 and 6** (one in each bar). [2 marks]

Bar	1	2	3	4	5	6
Chord	Dm	C	Dm	C		

- (b) Tick **two musical features** of the whistling part. [2 marks]

	Tick (✓)
Accented	
Drone	
Ornamented	
Scat	
Syncopation	

- (c) **Circle an instrument** heard in bars 8 and 9. [1 mark]

Bassoon

Clarinet

Flute

Oboe

- (d) State how the **tempo** is different when the voices enter in the extract. [1 mark]

---

---

- (e) Describe the music played by the **trumpet**. [2 marks]

---

---

(f) **Circle a film genre suggested by the music. [1 mark]**

**Horror**

**Romance**

**Science Fiction**

**Western**

**Total Marks  
for Question 6**

## Area of Study 4: Popular Music

7. **Prepared Extract.** Listen to the following extract from 'Everything Must Go', which will be played **three times**. There will be a **30 second** pause between each playing and a **2 minute** silence after the final playing for you to complete your answers.

You now have **30 seconds** to read the questions before the first playing of the extract.

You may wish to place a tick (✓) in the box each time you hear the extract. [9 marks]

- (a) Describe **two** features of the **riff** heard at the **start** of the extract. [2 marks]

1. \_\_\_\_\_

\_\_\_\_\_

2. \_\_\_\_\_

\_\_\_\_\_

- (b) Name the **section** of the song heard after the **riff**. [1 mark]

\_\_\_\_\_

- (c) Explain how the **string parts** are different from earlier in the piece. [1 mark]

\_\_\_\_\_

\_\_\_\_\_

- (d) **Circle the instrument** heard in the extract that would use an **alto clef**. [1 mark]

Guitar

Tambourine

Viola

Violin

- (e) **Circle the vocal performance technique** used on the word 'happy'.  
[1 mark]

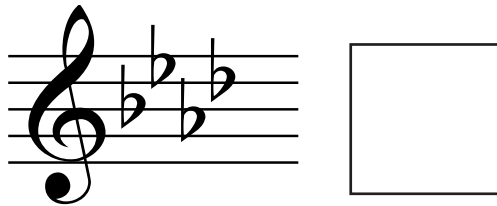


Belt

Falsetto

Rap

Scat

- (f) Tick the **key signature** of this piece of music. [1 mark]



- (g) Give the full name of the **key** of the music [for example, C Major]. [1 mark]

---

- (h) **Circle the date** when the band **Manic Street Preachers** was formed. [1 mark]

1981

1986

1991

1996

Total Marks  
for Question 7

8. Finally, you will hear two extracts of popular music, which will be played **three** times. There will be a **30 second** pause between each playing and a **2 minute** silence after the final playing for you to complete your answers.

You now have **30 seconds** to read the questions before the first playing of the first extract.

You may wish to place a tick (✓) in the box each time you hear the extract. [9 marks]

<b>Extract 1</b>			
------------------	--	--	--

<b>Extract 2</b>			
------------------	--	--	--

**EXTRACT 1**

The introduction is 12 bars long and there are 4 crotchet beats in each bar. You will hear a 4 beat pulse before the extract begins.

<b>1</b>	<b>2</b>	<b>3</b>	<b>4</b>
<b>5</b>	<b>6</b>	<b>7</b>	<b>8</b>
<b>9</b>	<b>10</b>	<b>11</b>	<b>12</b>

- (a) The bass guitar starts playing in bar 1. Give the **bar numbers** where the following instruments are heard for the **first** time.  
[2 marks]

	<b>Bar number</b>
<b>Drum Kit</b>	
<b>Electric Guitar</b>	

- (b) Give the **bass guitar technique** heard at the **start** of the extract. [1 mark]

---

- (c) Describe **two** ways in which the **use of technology** has enhanced the **vocals** in this performance. [2 marks]

1. \_\_\_\_\_

---

2. \_\_\_\_\_

---

## EXTRACT 2

- (d) The vocal melody begins before the first beat of the bar. **Circle the correct name** for this.  
[1 mark]

Anacrusis

Answering phrase

Leitmotif

Phrasing

- (e) State the **tonality** of the music. [1 mark]
-

- (f) Describe the **texture** of the extract. Give locations (for example, at the start) in your answer. [2 marks]

---

---

---

---

Total Marks  
for Question 8

**End of paper.**

<b>For Examiner's use only</b>		
<b>Question</b>	<b>Maximum Mark</b>	<b>Mark Awarded</b>
<b>1.</b>	<b>9</b>	
<b>2.</b>	<b>9</b>	
<b>3.</b>	<b>9</b>	
<b>4.</b>	<b>9</b>	
<b>5.</b>	<b>9</b>	
<b>6.</b>	<b>9</b>	
<b>7.</b>	<b>9</b>	
<b>8.</b>	<b>9</b>	
<b>Total</b>	<b>72</b>	



**GCSE**

**3660U30-1**

**MONDAY, 17 JUNE 2024  
– AFTERNOON**

**MUSIC**

**Unit 3 – Appraising**

**1 hour approximately  
plus your additional time allowance.**

**Resource Booklet**

## INSTRUCTIONS

Please turn the page to read the score in this booklet.

**THIS RESOURCE BOOKLET MUST BE RETURNED WITH THE QUESTION PAPER AT THE END OF THE EXAMINATION.**

## CONTENTS

Page

3–5      Score for Question 1

Musical score for Violin I, Violin II, Viola, Violoncello (two parts), Bass, and Triangle. The score is in 3/4 time and includes a section labeled "Musical Device" spanning measures 1-3.

Violin I  
Violin II  
Viola  
Violoncello  
Violoncello  
Bass  
Triangle

Musical score for measures 7 through 12. The score is written for six staves: Vln. I, Vln. II, Vla., Vc., Bs., and Tri. The key signature is one flat (B-flat major or D minor). Measure 7 is marked with a circled 'X' above the measure number. The Vln. I part has a fermata over measure 9. The Vln. II part has a fermata over measures 9 and 10. The Vla. part has a fermata over measures 9 and 10. The Vc. parts have a fermata over measures 9 and 10. The Bs. part has a fermata over measure 9. The Tri. part has a fermata over measure 9. The score ends with a double bar line at the end of measure 12.

Musical score for measures 13-18. The score is divided into two sections: **Melody** (measures 13-15) and **Key** (measures 16-18). The instruments are Vln. I, Vln. II, Vla., Vc., Vc., Bs., and Tri.

The score consists of seven staves. The first six staves are for Vln. I, Vln. II, Vla., Vc., Vc., and Bs. The seventh staff is for Tri. The **Melody** section (measures 13-15) features a melodic line in Vln. I, with Vln. II and Vla. providing accompaniment. The **Key** section (measures 16-18) features a melodic line in Vln. II, with Vln. I and Vla. providing accompaniment. The Vc. and Bs. staves show rhythmic accompaniment throughout. The Tri. staff is mostly silent, with a few notes in measures 16-18.

