

Surname	Centre Number	Candidate Number
First name(s)		0



GCSE

3660U30-1



MONDAY, 17 JUNE 2024 – AFTERNOON

MUSIC

Unit 3 – Appraising

1 hour approximately

For Examiner's use only		
Question	Maximum Mark	Mark Awarded
1.	9	
2.	9	
3.	9	
4.	9	
5.	9	
6.	9	
7.	9	
8.	9	
Total	72	

INSTRUCTIONS TO CANDIDATES

Use black ink or black ball-point pen. Do not use gel pen or correction fluid.

Write your name, centre number and candidate number in the spaces at the top of this page.

Answer **all** questions.

Answers to all questions, including rough work, should be made in the spaces provided in the answer booklet.

Answers in music notation may be written in pencil.

INFORMATION FOR CANDIDATES

The appraising examination consists of **8** questions on the areas of study.

Full instructions are included on the CDs which will be played to you.

The maximum mark for this paper is **72**.

The quality of written communication and the accurate use of specialist terminology will be assessed in **Question 2**.

The allocation of marks is given at the end of each question or part-question.

At the end of the examination this answer booklet must be handed to the invigilator.

You will have **2 minutes** to read through the questions.



JUN243660U30101

Answer **all** questions.

Area of Study 1: Musical Forms and Devices

1. **Prepared Extract.** Listen to the following extract from the *Peer Gynt Suite No.1 (Op.46)*. A score is provided and the extract will be played **three** times with a **30 second** pause between each playing. There will be a **2 minute** silence after the final playing for you to complete your answers.

You now have **1 minute** to read the questions and look at the score before the first playing of the extract.

You may wish to place a tick (✓) in the box each time you hear the extract. [9]

Musical Device

Violin I

Violin II

Viola

Violoncello

Violoncello

Bass

Triangle

7

8

9 X

10

11

12

Vln. I

Vln. II

Vla.

Vc.

Vc.

Bs.

Tri.



(a) Underline the **section** heard at the **start** of the extract. [1]

Section A Section B Section A1 Section A2

(b) State the **performance techniques** used by the **second violins** and **cellos** in **bars 1 to 4**. [2]

Second violins: Cellos:

(c) State the **melodic device** used in **bars 1 and 2** of the **first violin part**. [1]

.....

(d) Describe the **melody** in **bars 13 to 15** of the extract. [2]

.....

Turn over for questions 1(e)–1(g)



- (e) Give the full name of the **key** in the **last two bars** of the extract [for example, C Major]. [1]

.....

- (f) The note **X** on the score is a dotted crotchet. State the **duration** (for example, 4 beats) of this note. [1]

.....

- (g) Underline the **country** where the incidental music for 'Peer Gynt' was **first performed** in 1876. [1]

Denmark

Finland

Norway

Sweden



BLANK PAGE

**PLEASE DO NOT WRITE
ON THIS PAGE**



2. You will now hear another extract, which will be played **three** times. There will be a **30 second** pause between each playing and a **5 minute** silence after the final playing for you to complete your answer.

The extract has **two** sections:

Theme	Variation
--------------	------------------

You now have **1 minute** to read the question before the first playing of the extract.

You may wish to place a tick (✓) in the box each time you hear the extract.

[9]

Describe the use of the following **four** elements in the theme **and** variation:

- melody
- performance techniques/articulation
- tempo
- texture

In your answer you must refer to all **four** elements. Remember to give a location for each answer (for example, end of theme). You may make rough notes on this page but you must begin your answer on the next page.

The quality of written communication and the accurate use of specialist terminology will be assessed in this question.



Examiner
only

Large rectangular area with horizontal dotted lines for writing.

9



BLANK PAGE

**PLEASE DO NOT WRITE
ON THIS PAGE**



Area of Study 2: Music for Ensemble

3. You will now hear two extracts of music. Extract 1 will be played **twice** and Extract 2 will be played **four** times with a **30 second** pause between each playing. There will be a **3 minute** silence after the final playing for you to complete your answers.

You now have **1 minute** to read the questions before the first playing of extract 1.

You may wish to place a tick (✓) in the box each time you hear the extracts. [9]

Extract 1		
------------------	--	--

Extract 2				
------------------	--	--	--	--

Extract 1

- (a) Name **two percussion instruments** heard in the extract. [2]

.....

- (b) Underline the other **family of instruments** heard in the extract. [1]

Brass Strings Woodwind

- (c) Underline the **tonality** of the extract. [1]

Major Minor Modal

- (d) Tick **one** statement below that you believe to be **true**. [1]

		Tick (✓)
The metre of the music is	compound time.	
	simple time.	
	irregular.	



Extract 2

(e) Complete the missing notes of the **melody** in **bars 2 to 4**. (The rhythm is given for you.) [4]

Missing Pitch

Andante

Dwy law yn er - fyn sydd yn y dar - lun wrth y - myl fy ngwe - ly i; Bob
bo - re a nos mae'u gwe - ddi'n un dlos, Mi wn er na chly - waf hi.

3660U301
11

9



4. You will now hear an extract from the musical *Hairspray*. It will be played **three times** with a **30 second** pause between each playing. There will be a **2 minute** silence after the final playing for you to complete your answers. The lyrics of the song are given for you.

You now have **30 seconds** to read the questions.

You may wish to place a tick (✓) in the box each time you hear the extract. [9]

<input type="checkbox"/>	<input type="checkbox"/>	<input type="checkbox"/>
--------------------------	--------------------------	--------------------------

Bars 1 and 2 – drum kit only

Bars 3 and 4 – adds melodic fill and glissando

*Oh, oh, oh woke up today feeling the way I always do,
Oh, oh, oh hungry for something that I can't eat then I hear that beat,
That rhythm of town starts calling me down – it's like a message from high above,
Oh, oh, oh pulling me out to the smiles and the streets that I love.*

*Good morning Baltimore – every day's like an open door,
Every night is a fantasy – every sound's like a symphony,
Good morning Baltimore and some day when I take to the floor,
The world's gonna wake up and see Baltimore and me.*

- (a) (i) Name the **instrument** performing a **melodic fill** in the **opening bars** of the extract. [1]

.....

- (ii) Name the **instrument** performing a **glissando** at the same time. [1]

.....

- (b) Name the **cadence** heard before the voice starts to sing. [1]

.....


- (c) Underline the **time signature** of the music. [1]

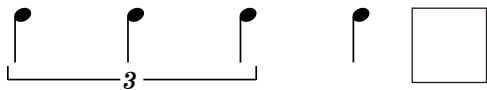
3	4	5	6
4	4	4	8




(d) Tick the correct **rhythm** as sung to the words 'I hear that beat'.

[1]







(e) Describe **two** features of the **backing vocals** in the extract.

[2]

1.
2.

(f) Describe the **structure** of the extract.

[2]

.....

.....

9



Area of Study 3: Film Music

5. You will now hear two extracts of film music. Each extract will be played **three** times with a **30 second** pause between each playing. There will be a **2 minute** silence after the final playing for you to complete your answers.

You now have **30 seconds** to read the questions before the first playing of the first extract.

You may wish to place a tick (✓) in the box each time you hear the extracts. [9]

Extract 1			
------------------	--	--	--

Extract 2			
------------------	--	--	--

Extract 1

- (a) Give **one** word to describe the **harmony** at the **start** of the extract. [1]

.....

- (b) Underline the **performance direction** you can hear in the extract. [1]

Crescendo Falsetto Glissando Pianissimo

- (c) Name the **type of voices** heard in the extract. [1]

.....

- (d) Tick **one** statement below which describes the extract. [1]

		Tick (✓)
The choir sing	in unison throughout.	<input type="checkbox"/>
	in harmony throughout.	<input type="checkbox"/>
	in unison then in harmony.	<input type="checkbox"/>
	in harmony then in unison.	<input type="checkbox"/>



Extract 2

(e) Underline the **interval** between the first two notes of the **melody**. [1]

2nd 4th 5th 7th

(f) Underline an **instrument** heard in the extract. [1]

Glockenspiel Harpsichord Organ Xylophone

(g) Describe the **bass notes** heard in the extract. [1]

.....

(h) Name the **musical style** heard in the film extract and give a **reason** for this choice. [2]

Musical Style:

Reason:

.....

9



6. You will now hear another extract of film music. It will be played **three times** with a **30 second** pause between each playing. There will be a **2 minute** silence after the final playing for you to complete your answers.

You now have **30 seconds** to read the questions before the first playing of the extract.

You may wish to place a tick (✓) in the box each time you hear the extracts. [9]

<input type="checkbox"/>	<input type="checkbox"/>	<input type="checkbox"/>
--------------------------	--------------------------	--------------------------

- (a) The table below shows the chords at the start of the extract. Complete the **chords** in **bars 5 and 6** (one in each bar). [2]

Bar	1	2	3	4	5	6
Chord	Dm	C	Dm	C		

- (b) Tick **two musical features** of the whistling part. [2]

	Tick (✓)
Accented	
Drone	
Ornamented	
Scat	
Syncopation	

- (c) Underline an **instrument** heard in **bars 8 and 9**. [1]

Bassoon Clarinet Flute Oboe

- (d) State how the **tempo** is different when the voices enter in the extract. [1]

.....



(e) Describe the music played by the **trumpet**.

[2]

.....

.....

(f) Underline a **film genre** suggested by the music.

[1]

Horror

Romance

Science Fiction

Western

9



Area of Study 4: Popular Music

7. **Prepared Extract.** Listen to the following extract from 'Everything Must Go', which will be played **three** times. There will be a **30 second** pause between each playing and a **2 minute** silence after the final playing for you to complete your answers.

You now have **30 seconds** to read the questions before the first playing of the extract.

You may wish to place a tick (✓) in the box each time you hear the extract.

[9]

- (a) Describe **two** features of the **riff** heard at the **start** of the extract.

[2]

1.

2.

- (b) Name the **section** of the song heard after the **riff**.

[1]

.....

- (c) Explain how the **string parts** are different from earlier in the piece.

[1]

.....

- (d) Underline the **instrument** heard in the extract that would use an **alto clef**.

[1]

Guitar Tambourine Viola Violin

- (e) Underline the **vocal performance technique** used on the word 'happy'.

[1]

Belt Falsetto Rap Scat



(f) Tick the **key signature** of this piece of music. [1]







(g) Give the full name of the **key** of the music [for example, C Major]. [1]

.....

(h) Underline the **date** when the band Manic Street Preachers was **formed**. [1]

1981

1986

1991

1996

9



8. Finally, you will hear two extracts of popular music, which will be played **three** times. There will be a **30 second** pause between each playing and a **2 minute** silence after the final playing for you to complete your answers.

You now have **30 seconds** to read the questions before the first playing of the first extract.

You may wish to place a tick (✓) in the box each time you hear the extract. [9]

Extract 1			
------------------	--	--	--

Extract 2			
------------------	--	--	--

Extract 1

The introduction is 12 bars long and there are 4 crotchet beats in each bar. You will hear a 4 beat pulse before the extract begins.

1	2	3	4
5	6	7	8
9	10	11	12

- (a) The bass guitar starts playing in bar 1. Give the **bar numbers** where the following instruments are heard for the **first** time. [2]

	Bar number
Drum Kit	
Electric Guitar	

- (b) Give the **bass guitar technique** heard at the **start** of the extract. [1]

.....

- (c) Describe **two** ways in which the **use of technology** has enhanced the **vocals** in this performance. [2]

1.

2.



Extract 2

(d) The vocal melody begins before the first beat of the bar. Underline the **correct name** for this. [1]

- Anacrusis Answering phrase Leitmotif Phrasing

(e) State the **tonality** of the music. [1]

.....

(f) Describe the **texture** of the extract. Give locations (for example, at the start) in your answer. [2]

.....
.....

9

END OF PAPER



BLANK PAGE

**PLEASE DO NOT WRITE
ON THIS PAGE**



BLANK PAGE

**PLEASE DO NOT WRITE
ON THIS PAGE**



BLANK PAGE

**PLEASE DO NOT WRITE
ON THIS PAGE**

